



FusionSolar® Residential & Commercial Smart PV Solution

[SOLAR.HUAWEI.COM/AU/](https://solar.huawei.com/au/)



About Huawei

Huawei is a leading global provider of information and communications technology (ICT) infrastructure and smart devices. With integrated solutions across four key domains – telecom networks, IT, smart devices, and cloud services – we are committed to bringing digital to every person, home and organization for a fully connected, intelligent world. Huawei's end-to-end portfolio of products, solutions and services are both competitive and secure. Through open collaboration with ecosystem partners, we create lasting value for our customers, working to empower people, enrich home life, and inspire innovation in organizations of all shapes and sizes. At Huawei, innovation focuses on customer needs. We invest heavily in basic research, concentrating on technological breakthroughs that drive the world forward.



Employees
194,000+



R&D Personnel
96,000+



Countries
170+



Interbrand's Top 100
Best Global Brands
74



Fortune Global 500
61

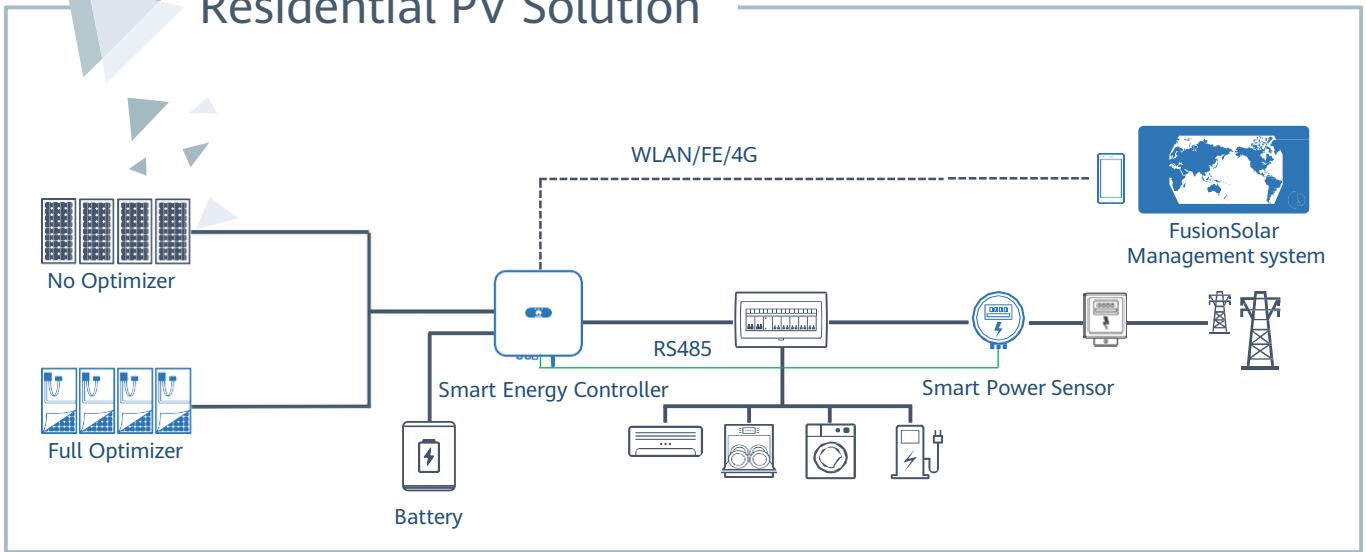


Research institutes
/labs/centers
14



160GW+
Accumulated global shipment
at the end of 2020

Residential PV Solution



Active Safety

AI Powered Active Arcing Protection

Pinpoint Arc Fault Positioning

Higher Yields

Up to 30% More Energy by Optimizers

2x POWER Battery Ready with More Energy

Better Experience

One-Fits-All Optimizer, Easier Business

Module Auto-Mapping within 5 sec



Smart Energy Controller



Active Safety

AI Powered
Active Arcing Protection



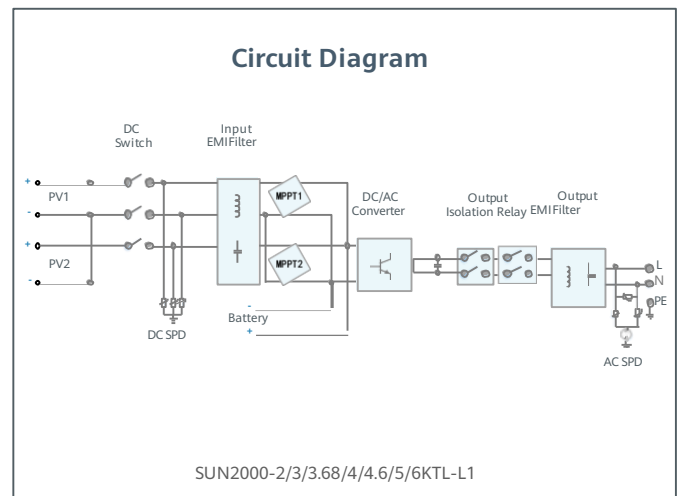
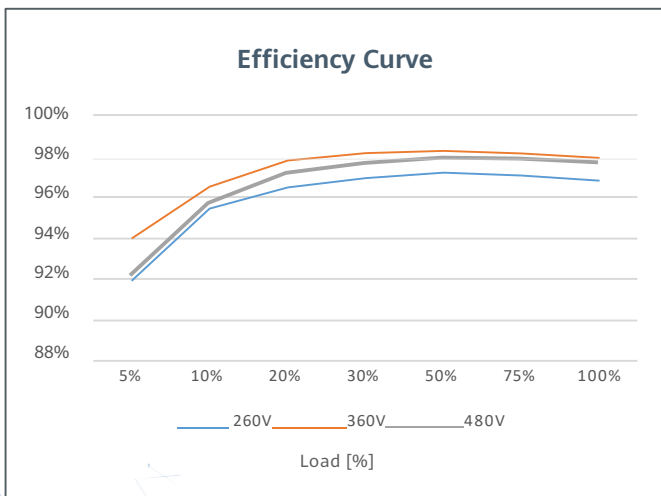
Higher Yields

Up to 30% More
Energy with Optimizer



2x POWER Battery Ready

5KW AC Output plus
5KW Battery Charge



SUN2000-2/3/4/4.6/5/6KTL-L1 Technical Specification

Technical Specification	SUN2000 -2KTL-L1	SUN2000 -3KTL-L1	SUN2000 -4KTL-L1	SUN2000 -4.6KTL-L1	SUN2000 -5KTL-L1	SUN2000 -6KTL-L1 ¹
Efficiency						
Max. efficiency	98.2%	98.3 %	98.4 %	98.4 %	98.4 %	98.4%
European weighted efficiency	96.7%	97.3 %	97.5 %	97.7 %	97.8 %	97.8%
Input (PV)						
Recommended max. PV power ²	3,000 Wp	4,500 Wp	6,000 Wp	6,900 Wp	7,500 Wp	9,000 Wp
Max. input voltage	600 V ³					
Start-up voltage	100 V					
MPPT operating voltage range	90 V – 560 V ³					
Rated input voltage	360 V					
Max. input current per MPPT	12.5 A					
Max. short-circuit current	18 A					
Number of MPP trackers	2					
Max. number of inputs	2					
Input (DC Battery)						
Compatible Battery	LG Chem RESU 7H_R / 10H_R					
Operating voltage range	350 ~ 450 Vdc					
Max operating current	10 A @7H_R / 15 A @10H_R					
Max charge power	3,500 W @7H_R / 5,000 W @10H_R					
Max discharge Power @7H_R	2,200 W	3,300 W	3,500 W	3,500 W	3,500 W	3,500 W
Max discharge Power @10H_R	2,200 W	3,300 W	4,400 W	4,600 W	5,000 W	5,000 W
Input (DC Battery)						
Compatible Battery	HUAWEI Smart ESS Battery 5kWh – 30kWh ¹					
Operating voltage range	350 ~ 560 Vdc					
Max operating current	15 A					
Max charge power	5,000 W ⁴					
Max discharge power	2,200 W	3,300 W	4,400 W	4,600 W	5,000 W	5,000 W
Output						
Grid connection	Single phase					
Rated output power	2,000 W	3,000 W	4,000 W	4,600 W	4,991 W ⁵	6,000 W
Max. apparent power	2,200 VA	3,300 VA	4,400 VA	4,999 VA	4,999 VA ⁶	6,000 VA
Rated output voltage	220 Vac / 230 Vac / 240 Vac					
Rated AC grid frequency	50 Hz / 60 Hz					
Max. output current	10 A	15 A	20 A	20.9 A	21.7 A ⁷	27.3 A
Adjustable power factor	0.8 leading ... 0.8 lagging					
Max. total harmonic distortion	≤ 3 %					
Backup power output	Yes (via Backup Box-5000 ¹)					
Protection & Feature						
Anti-Islanding protection	Yes					
DC reverse polarity protection	Yes					
Insulation monitoring	Yes					
DC surge protection	Yes, compatible with TYPE II protection class according to EN/IEC 61643-11					
AC surge protection	Yes, compatible with TYPE II protection class according to EN/IEC 61643-11					
Residual current monitoring	Yes					
AC overcurrent protection	Yes					
AC short-circuit protection	Yes					
AC overvoltage protection	Yes					
Over-heat protection	Yes					
Arc fault protection	Yes					
Battery reverse charging from grid	Yes					
General Data						
Operating temperature range	-25 ~ +60 °C (Derating above 45 °C @ Rated output power)					
Relative operating humidity	0 %RH ~ 100 %RH					
Operating altitude	0 ~ 4,000 m (Derating above 2,000 m)					
Cooling	Natural convection					
Display	LED indicators; integrated WLAN + FusionSolar APP					
Communication	RS485, WLAN via inverter built-in WLAN module Ethernet via Smart Dongle-WLAN-FE (Optional); 4G / 3G / 2G via Smart Dongle-4G (Optional)					
Weight (incl. mounting bracket)	12.0 kg (26.5 lb)					
Dimension (incl. mounting bracket)	365mm * 365mm * 156 mm (14.4 x 14.4 x 6.1 inch)					
Degree of protection	IP65					
Optimizer Compatibility						
DC MBUS compatible optimizer	SUN2000-450W-P					
Standard Compliance (more available upon request)						
Safety	EN/IEC 62109-1, EN/IEC 62109-2, IEC 62116					
Grid connection standards	AS/NZS 4777:2015					

¹ Available in 2020Q3.

² Inverter max input PV power is 10,000 Wp when long strings are designed and fully connected with SUN2000-450W-P power optimizers. Only recommended max PV power, if the string design is under voltage and current limit of MPPT, higher oversizing is also acceptable.

³ The maximum input voltage and operating voltage upper limit will be reduced to 495 V when inverter connects and works with LG battery.

⁴ 2,500 W @ 5kWh HUAWEI ESS battery

⁵ AS4777: 4999W. ⁶ AS4777: 4999VA. ⁷ AS4777: 21.7A.

Smart Energy Controller



Active Safety

AI Powered
Active Arcing Protection



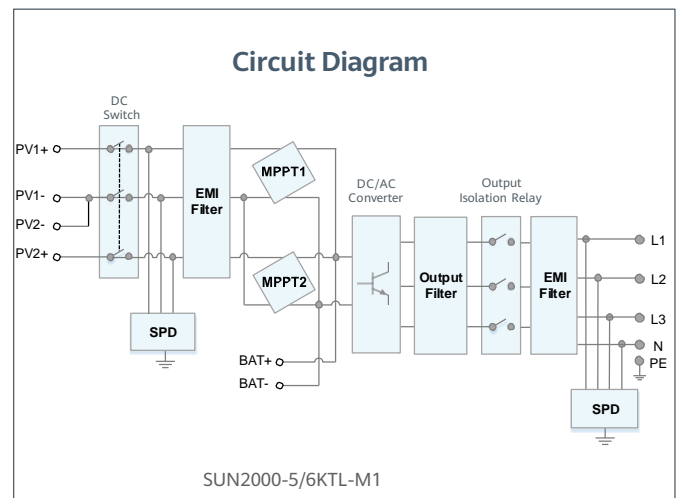
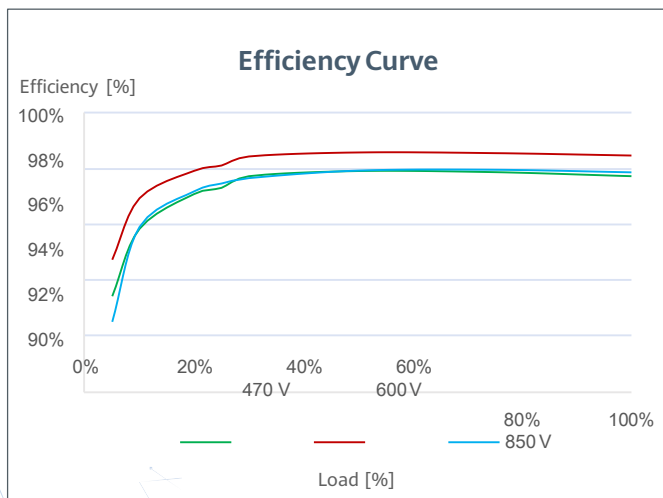
Higher Yields

Up to 30% More Energy
with Full Optimizer



Flexible Communication

WLAN, Fast Ethernet, 4G
Communication Supported



SUN2000-5/6KTL-M1
Technical Specification

Technical Specification	SUN2000-5KTL-M1	SUN2000-6KTL-M1
Efficiency		
Max. efficiency	98.4%	98.6%
European weighted efficiency	97.5%	97.7%
Input (PV)		
Recommended max. PV power ¹	7,500 Wp	9,000 Wp
Max. input voltage ²	1,100 V	
Operating voltage range ³	140 V ~ 980 V	
Start-up voltage	200 V	
Rated input voltage	600 V	
Max. input current per MPPT	11 A	
Max. short-circuit current	15 A	
Number of MPP trackers	2	
Max. number of inputs	2	
Input (DC Battery)		
Compatible Battery	HUAWEI Smart ESS Battery 5kWh – 30kWh	
Max number of connected battery	2	
Voltage range	600 V ~ 980 V	
Max Input current	16.7 A	
Max charge Power	10,000 W	
Max discharge Power	5,000 W	6,000 W
Output		
Grid connection	Three-phase	
Rated output power	5,000 W	6,000 W
Max. apparent power	5,500 VA	6,600 VA
Rated output voltage	220 Vac / 380 Vac, 230 Vac / 400 Vac, 3W / N+PE	
Rated AC grid frequency	50 Hz / 60 Hz	
Max. output current	8.5 A	10.1 A
Adjustable powerfactor	0.8 leading ... 0.8lagging	
Max. total harmonic distortion	≤ 3 %	
Backup poweroutput	Yes (via Backup Box-B1)	
Features & Protections		
Input-side disconnection device	Yes	
Anti-Islanding protection	Yes	
DC reverse polarity protection	Yes	
Insulation monitoring	Yes	
DC surge protection	Yes, compatible with TYPE II protection class according to EN/IEC 61643-11	
AC surge protection	Yes, compatible with TYPE II protection class according to EN/IEC 61643-11	
Residual current monitoring	Yes	
AC overcurrent protection	Yes	
AC short-circuit protection	Yes	
AC overvoltage protection	Yes	
Arc fault protection	Yes	
Ripple receiver control	Yes	
Integrated PID recovery ⁴	Yes	
Battery reverse charging from grid	Yes	
General Data		
Operating temperature range	-25 ~ + 60 °C (-13 °F ~ 140 °F)	
Relative operating humidity	0 %RH ~ 100 %RH	
Operating altitude	0 ~ 4,000 m (13,123 ft.) (Derating above 2000 m)	
Cooling	Natural convection	
Display	LED Indicators; Integrated WLAN + FusionSolar App	
Communication	RS485; WLAN/Ethernet via Smart Dongle-WLAN-FE; 4G / 3G / 2G via Smart Dongle-4G (Optional)	
Weight (incl. mounting bracket)	17 kg (37.5lb)	
Dimension (incl. mounting bracket)	525 x 470 x 146.5 mm (20.7 x 18.5 x 5.8 inch)	
Degree of protection	IP65	
Optimizer Compatibility		
DC MBUS compatible optimizer	SUN2000-450W-P	
Standard Compliance (more available upon request)		
Certificate	EN/IEC 62109-1, EN/IEC 62109-2, IEC 62116	
Grid connection standards	AS/NZS4777:2015	

*1 Inverter max input PV power is 20,000Wp when long strings are designed and fully connected with SUN2000-450W-P power optimizers.

*2 The maximum input voltage is the upper limit of the DC voltage. Any higher input DC voltage would probably damage inverter. Please limit input voltage to maximum 600Vdc according to AS/NZS 4777.1:2016

*3 Any DC input voltage beyond the operating voltage range may result in inverter improper operating.

*4 SUN2000-5-6KTL-M1 raises potential between PV- and ground to above zero through integrated PID recovery function to recover module degradation from PID. Supported module types include: P-type (mono, poly)..

Smart String Energy Storage System



More Usable Energy

100% Depth of Discharge
Pack Level Energy Optimization



Flexible Investment

5kWh Modular Design,
Scalable from 5 to 30 kWh



Safe & Reliable

Lithium Iron Phosphate (LFP) Cell



Easy Installation

12 kg Power Module
50 kg Battery Module



Quick Commissioning

Automatically Detected in App

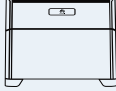




Perfect Compatibility

Compatible to Both Residential
Single & Three Phase Inverter

LUNA2000-5/10/15-S0

Technical Specification

Technical Specification	LUNA2000-5-S0	LUNA2000-10-S0	LUNA2000-15-S0
			

Performance			
Power module	LUNA2000-5KW-C0		
Number of power modules	1		
Battery module	LUNA2000-5-E0		
Battery module energy	5 kWh		
Number of battery Modules	1	2	3
Battery usable energy ¹	5 kWh	10 kWh	15 kWh
Max. output power	2.5 kW	5 kW	5 kW
Peak output power	3.5 kW, 10 s	7 kW, 10 s	7 kW, 10 s
Nominal voltage (single phase system)	450 V		
Operating voltage range (single phase system)	350 – 560 V		
Nominal voltage (three phase system)	600 V		
Operating voltage range (three phase system)	600 – 980 V		

Communication	
Display	SOC status indicator, LED indicator
Communication	RS485 / CAN (only for parallel operation)

General Specification			
Dimension (W*D*H)	670 * 150 * 600 mm (26.4 * 5.9 * 23.6 inch)	670 * 150 * 960 mm (26.4 * 5.9 * 37.8 inch)	670 * 150 * 1320 mm (26.4 * 5.9 * 60.0 inch)
Weight (Floor stand toolkit included)	63.8 kg (140.7 lb)	113.8 kg (250.9 lb)	163.8 kg (361.1 lb)
Power module dimension (W*D*H)	670 * 150 * 240 mm (26.4 * 5.9 * 9.4 inch)		
Power module weight	12 kg (26.5 lb)		
Battery module dimension (W*D*H)	670 * 150 * 360 mm (26.4 * 5.9 * 14.0 inch)		
Battery module weight	50 kg (110.2 lb)		
Installation	Floor stand (standard), Wall mount (optional)		
Operating temperature	-20°C ~ + 55°C (-4°F ~ 131°F) ²		
Operating altitude	0 - 4,000 m (13,123 ft.) (Derating above 2,000 m)		
Environment	Indoor / Outdoor		
Relative humidity	5% ~ 95%		
Cooling	Natural convection		
Protection rating	IP 66		
Noise emission	<29 dB		
Cell technology	Lithium-iron phosphate (LiFePO4)		
Scalability	Max. 2 systems in parallel operation		
Compatible inverters	SUN2000-2/3/3.68/4/4.6/5/6KTL-L1, SUN2000-3/4/5/6/8/10KTL-M0 ⁴ , SUN2000-3/4/5/6/8/10KTL-M1		

Standard Compliance (more available upon request)	
Certificates	CE, RCM, CEC, VDE2510-50, IEC62619, IEC 60730, UN38.3


Ordering and Deliverable Part	
Product ordering model ⁵	LUNA2000-5KW-C0, LUNA2000-5-E0, LUNA2000 Wall Mounting Bracket

1. Test conditions: 100% depth of discharge (DoD), 0.2C rate charge & discharge at 25°C
2. Charge/discharge derating occurs when the operating temperature from -20°C to 5 °C.& 45 °C to 55 °C.
3. Refer to battery warranty letter for conditional application.
4. Available in Q1, 2021
5. Storage system is ordered and delivered in the form of power module and battery module separately with corresponding quantity.

Smart PV Optimizer



One-Fits-All Optimizer
Easier Business



<1.5 min Pairing with Inverter



<5s Module Auto-Mapping



Arc Fault Pinpoint
Positioning

Technical Specification	SUN2000-450W-P
-------------------------	----------------

	Input
Rated Input DC Power ¹	450 W
Absolute maximum input voltage	80 V
MPPT operating voltage range	8 - 80 V
Maximum Short Circuit Current (Isc)	13 A
Max. efficiency	99.5 %
Weighted efficiency	99.0 %
Overvoltage category	II

	Output
Max. output voltage	80 V
Max. output current	15 A
Output bypass ²	Yes
Shutdown output voltage per optimizer ³	0 V
Shutdown output impedance per optimizer	1k ohm ± 10 %

	Standard Compliance
Safety	IEC62109-1 (class II safety)
RoHS	Yes

	General Data
Dimension (W x H x D)	71 x 138 x 25 mm (2.8 x 5.4 x 1.0 inch)
Weight (including cables)	0.55 kg (1.2 lb.)
Installation part (optional)	Grounding Plate, Grounding Lug, PV Module Frame Plate
Input connector	MC4
Output connector	MC4
Output wire length	1.2 m (3.9 ft.) ⁴
Operating temperature / humidity range	-40 °C ~ 85 °C ⁵ / 0 %RH ~ 100 %RH
Degree of protection	IP68
Compatible product	SUN2000-2/3/3.68/4/4.6/5/6KTL-L1, SUN2000-5/6KTL-M1, SUN2000-8/10/12/15/17/20KTL-M2

Long String Design (Full Optimizer)	SUN2000-2-6KTL-L1	SUN2000-5-6KTL-M1	SUN2000-8-20KTL-M2
Minimum optimizer number per string	4	6	6
Maximum optimizer number per string	25	50	50
Maximum DC power per string	5,000 W	10,000 W	10,000 W

¹ Rated power of the module at STC shall not exceed "Rated Input DC Power" of power optimizer. Modules with power up to +5% power tolerance are acceptable.

² Power optimizer is bypassed in the string connected to an operating inverter when it fails to work

³ Power optimizer output 0Vdc when disconnecting to the inverter or inverter is shutdown.

⁴ Fits PV module in landscape and portrait installation.

⁵ Full power capability refers to online smart design tool.

Backup Box



Simple

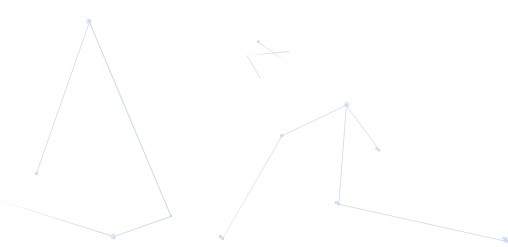
Automatic detection & switchover



Reliable

Provide reliable backup power

Technical Specification	Backup Box-B0	Backup Box-B1
AC Output (On grid)		
Grid connection	Single Phase	Three Phase
Rated voltage	220 V / 230 V	380 V / 400 V
AC frequency	50Hz / 60Hz	
AC output voltage range	198 V ~ 253 V	342 V ~ 440 V
AC Output (Backup)		
Load connection	Single Phase	Single Phase
Rated voltage	220 V / 230 V	220 V / 230 V
AC frequency	50Hz / 60Hz	
Maximum apparent power	5,000 VA	3,300 VA
Maximum output current	22.7 A	15.2 A
Switchover time	<3 s	
AC Input (Inverter)		
Rated voltage	220 V / 230 V	380 V / 400 V
AC frequency	50Hz / 60Hz	
Compatible inverter	SUN2000-2/3/3.68/4/4.6/5/6KTL-L1	SUN2000-3/4/5/6/8/10KTL-M1
General Specification		
Operating temperature range	-20 °C to +45 °C (-4 °F to 113 °F)	
Relative humidity range	0 %RH~100 %RH	
Dimensions (W * H * D)	400 x 350 x 130 mm (15.8 x 13.8 x 5.1 inch)	
Weight	11 kg	
Degree of protection	IP 65	



Smart Power Sensor



Accurate

Class 1 measurement accuracy



Simple & Easy

LCD display, easy to set and check

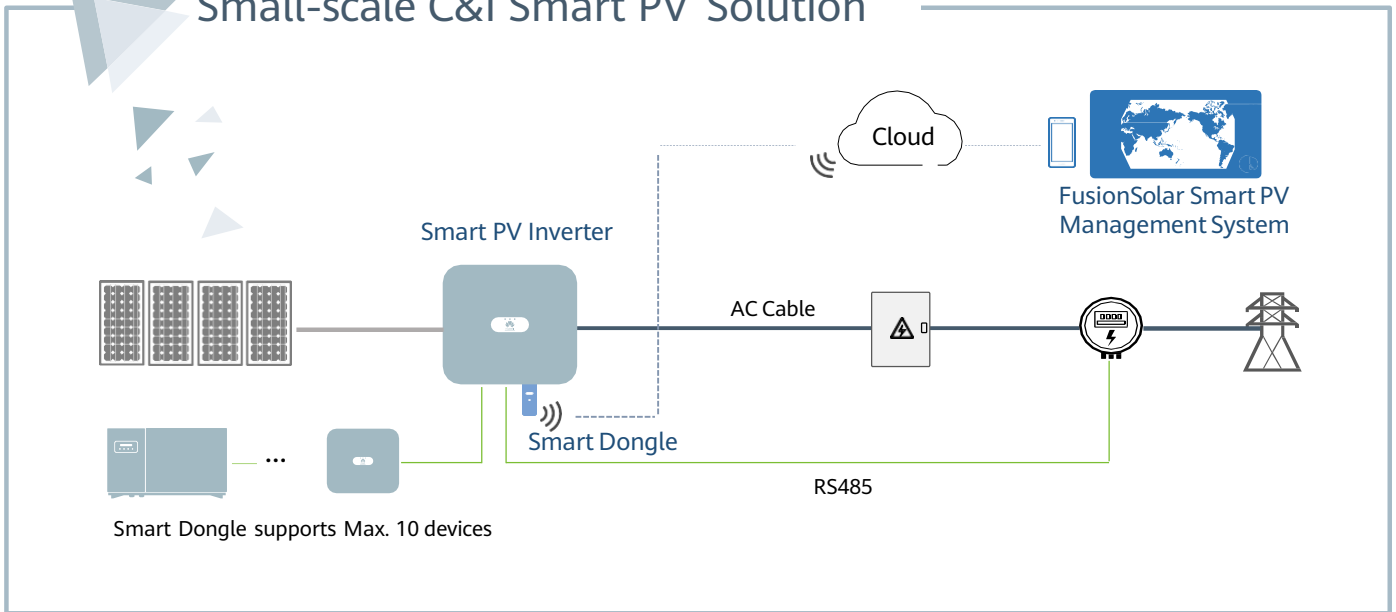


Energy Efficient

Overall power consumption ≤ 1 W

Technical Specification	DDSU666-H	DTSU666-H	DTSU666-H 250A/50mA
General Data			
Dimension (H x W x D)	100 x 36 x 65.5 mm (3.9 x 1.4 x 2.6 inch)	100 x 72 x 65.5 mm (3.9 x 2.8 x 2.6 inch)	100 x 72 x 65.5 mm (3.9 x 2.8 x 2.6 inch)
Mounting type	DIN35 Rail		
Weight (including cables)	1.2 kg (2.6 lb)	1.5 kg (3.3 lb)	1.5 kg (3.3 lb)
Power Supply			
Power grid type	1P2W	3P4W	3P4W/3P3W
Input voltage (phase voltage)		176 Vac ~ 288 Vac	
Power consumption	≤ 0.8 W	≤ 1 W	≤ 1 W
Measurement Range			
Line voltage	/	304 Vac ~ 499 Vac	304 Vac ~ 499 Vac
Phase voltage		176 Vac ~ 288 Vac	
Current	0 ~ 100 A	0 ~ 100 A	0 ~ 250 A
Measurement Accuracy			
Voltage	± 0.5 %		
Current / Power / Energy	± 1 %		
Frequency	± 0.01 Hz		
Communication			
Interface	RS485		
Baud rate	9,600 bps		
Communication protocol	Modbus-RTU		
Environment			
Operating temperature range	-25 °C ~ 60 °C		
Storage temperature range	-40 °C ~ 70 °C		
Operating humidity	5 %RH ~ 95 %RH (non-condensing)		
Others			
Accessories	RS485 Cable (10 m / 33 ft.)		
	1 CT 100A / 40mA (5 m / 16.4 ft.)	3 CT 100A / 40mA (5m / 16.4 ft.)	3 CT 250A / 50mA (5m / 16.4 ft.)

Small-scale C&I Smart PV Solution



Active Safety

AI Powered Active Arcing Protection

C&I Tailored Enhanced Arcing Protection

Higher Yields

2 Strings per MPPT, More Energy Yields

Built-in PID Recovery, Secure Better Module Performance

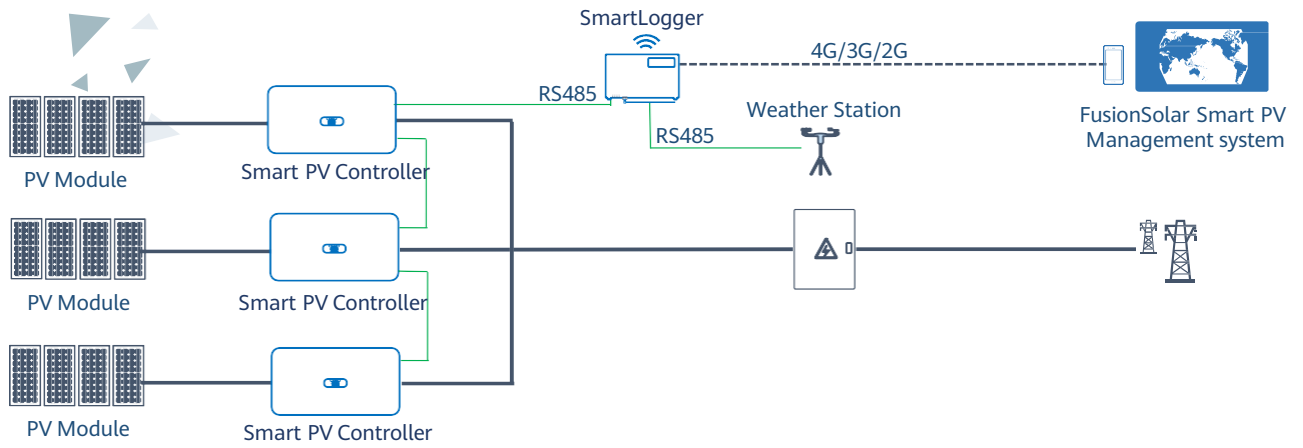
Maintenance Free

No Fuse & Other Quick-wear Parts, Inverter Touch Free

Online Smart I-V Curve Diagnosis, Module Touch Free



Large-scale C&I PV Solution



Active Safety

AI Powered Active Arcing Protection

C&I Tailored Enhanced Arcing Protection

Higher Yields

2 Strings per MPPT, More Energy Yields

Built-in PID Recovery, Secure Better Module Performance

Maintenance Free

No Fuse & Other Quick-wear Parts, Inverter Touch Free

Online Smart I-V Curve Diagnosis, Module Touch Free



Smart PV Controller



Active Safety

AI Powered Arcing Protection



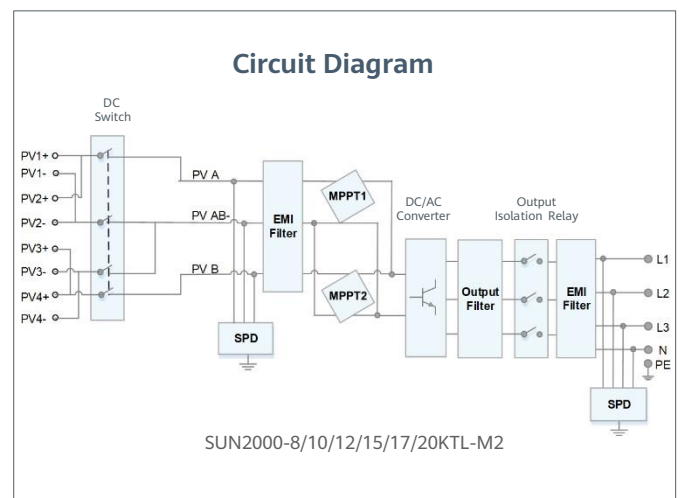
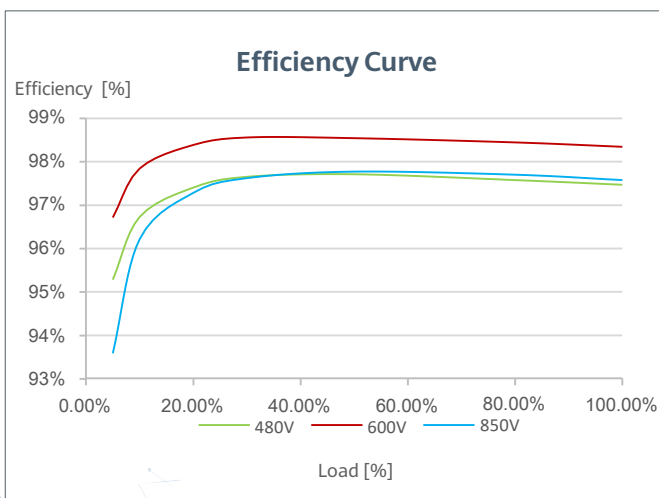
Higher Yields

Up to 30% More Energy with Optimizer



Flexible Communication

WLAN, Fast Ethernet, 4G
Communication Supported



SUN2000-8/10/12/15/17/20KTL-M2 Technical Specification

Technical Specification	SUN2000 -8KTL-M2	SUN2000 -10KTL-M2	SUN2000 -12KTL-M2	SUN2000 -15KTL-M2	SUN2000 -17KTL-M2	SUN2000 -20KTL-M2
Efficiency						
Max. efficiency	98.50%	98.50%	98.50%	98.65%	98.65%	98.65%
European weighted efficiency	97.80%	98.00%	98.00%	98.30%	98.30%	98.30%
Input						
Recommended max. PV power ¹	12,000 Wp	15,000 Wp	18,000 Wp	22,500 Wp	25,500 Wp	30,000 Wp
Max. input voltage ²	1,080 V					
Operating voltage range ³	160 V ~ 950 V					
Start-up voltage	200 V					
Rated input voltage	600 V					
Max. input current per MPPT	22 A					
Max. short-circuit current	30 A					
Number of MPP trackers	2					
Max. number of inputs	4					
Output						
Grid connection	Three phase					
Rated output power	8,000 W	10,000 W	12,000 W	15,000 W	17,000 W	20,000 W
Max. apparent power	8,800 VA	11,000 VA	13,200 VA	16,500 VA	18,700 VA	22,000 VA
Rated output voltage	220 Vac / 380 Vac, 230 Vac / 400 Vac, 3W + N + PE					
Rated AC grid frequency	50 Hz / 60 Hz					
Max. output current	13.4 A	17 A	20 A	25.2 A	28.5 A	33.5 A
Adjustable power factor	0.8 leading ... 0.8 lagging					
Max. total harmonic distortion	≤ 3 %					
Features & Protections						
Input-side disconnection device	Yes					
Anti-islanding protection	Yes					
AC over-current protection	Yes					
AC short-circuit protection	Yes					
AC over-voltage protection	Yes					
DC reverse-polarity protection	Yes					
DC surge protection	TYPE II					
AC surge protection	Yes, compatible with TYPE II protection class according to EN/IEC 61643-11					
Residual current monitoring unit	Yes					
Arc fault protection	Yes					
Ripple receiver control	Yes					
Integrated PID recovery ⁴	Yes					
General Data						
Operation temperature range	-25 ~ +60 °C (-13 °F ~ 140 °F)					
Relative humidity	0 % RH ~ 100% RH					
Max. operating altitude	0 ~ 4,000 m (13,123 ft.) (Derating above 2000 m)					
Cooling	Natural Convection					
Display	LED Indicators; Integrated WLAN + FusionSolar App					
Communication	RS485; WLAN/Ethernet via Smart Dongle-WLAN-FE (Optional) 4G / 3G / 2G via Smart Dongle-4G (Optional)					
Weight (with mounting plate)	25 kg					
Dimensions (W x H x D) (incl. mounting plate)	525 x 470 x 262 mm (20.7 x 18.5 x 10.3 inch)					
Degree of protection	IP65					
Optimizer Compatibility						
DC MBUS compatible optimizer	SUN2000-450W-P					
Standard Compliance (more available upon request)						
Safety	EN/IEC 62109-1, EN/IEC 62109-2					
Grid connection standards	G98, G99, EN 50549, CEI 0-21, CEI 0-16, VDE-AR-N-4105, VDE-AR-N-4110, AS 4777.2, C10/11, ABNT, VFR 2019, RD 1699, RD 661, PO 12.3, TOR D4, IEC61727, IEC62116, DEWA					

¹ Inverter max input PV power is 40,000 Wp when long strings are designed and fully connected with SUN2000-450W-P power optimizers.

² The maximum input voltage is the upper limit of the DC voltage. Any higher input DC voltage would probably damage inverter.

³ Any DC input voltage beyond the operating voltage range may result in inverter improper operating.

⁴ SUN2000-8-20KTL-M2 raises potential between PV- and ground to above zero through integrated PID recovery function to recover module degradation from PID. Supported module types include: P-type (mono, poly)

Smart PV Inverter



Smart

8 strings intelligent monitoring



Efficient

Max. efficiency 98.6%



Safe

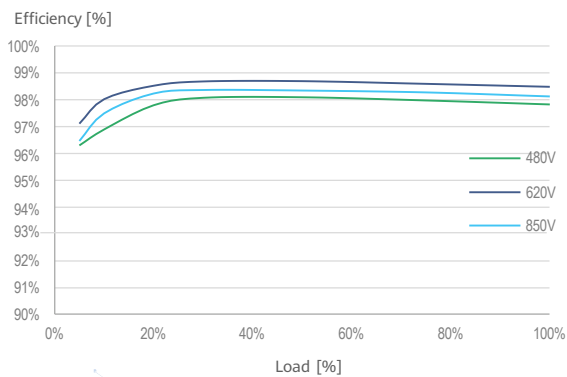
Fuse free design



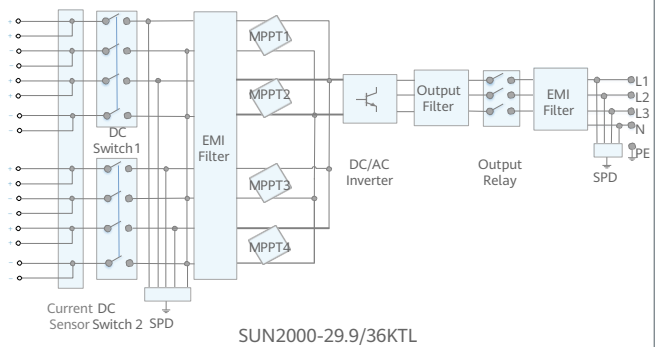
Reliable

Type II surge arresters for both DC & AC

Efficiency Curve



Circuit Diagram



Technical Specification	SUN2000-29.9KTL
--------------------------------	------------------------

Efficiency	
Max. Efficiency	98.6%
European Efficiency	98.4%

Input	
Max. Input Voltage	1,100 V
Max. Current per MPPT	22 A
Max. Short Circuit Current per MPPT	30 A
Start Voltage	250 V
MPPT Operating Voltage Range	200 V ~ 1,000 V
Rated Input Voltage	620 V
Number of Inputs	8
Number of MPP Trackers	4

Output	
Rated AC Active Power	29,900 W
Max. AC Apparent Power	29,900 VA
Max. AC Active Power (cosφ=1)	29,900 W
Rated Output Voltage	220 V / 380 V, 230 V / 400 V, default 3W + N + PE; 3W + PE optional in settings
Rated AC Grid Frequency	50 Hz / 60 Hz
Rated Output Current	43.2 A
Max. Output Current	43.2 A
Adjustable Power Factor Range	0.8 leading... 0.8 lagging
Max. Total Harmonic Distortion	≤ 3 %

Protection	
Input-side Disconnection Device	Yes
Anti-islanding Protection	Yes
AC Overcurrent Protection	Yes
DC Reverse-polarity Protection	Yes
PV-array String Fault Monitoring	Yes
DC Surge Arrester	Type II
AC Surge Arrester	Type II
DC Insulation Resistance Detection	Yes
Residual Current Monitoring Unit	Yes

Communication	
Display	LED Indicators, Bluetooth + APP
RS485	Yes
USB	Yes
Monitoring BUS (MBUS)	Yes

General Data	
Dimensions (W x H x D)	930 x 550 x 283 mm (36.6 x 21.7 x 11.1 inch)
Weight (with mounting plate)	62 kg (136.7 lb.)
Operating Temperature Range	-25°C ~ 60°C (-13°F ~ 140°F)
Cooling Method	Natural Convection
Max. Operating Altitude	4,000 m (13,123 ft.)
Relative Humidity	0 ~ 100%
DC Connector	Amphenol Helios H4
AC Connector	Cable Gland + OT Terminal
Protection Degree	IP65
Topology	Transformerless
Nighttime Power Consumption	< 2.5 W

Standard Compliance (more available upon request)	
Certificate	EN/IEC 62109-1, EN/IEC 62109-2, IEC 62116
Grid Code	AS/NZS 4777:2015



SUN2000-29.9/36/40KTL-M3 Smart PV Controller



Smart

8 PVs intelligent monitoring



Efficient

Max. efficiency 98.7%



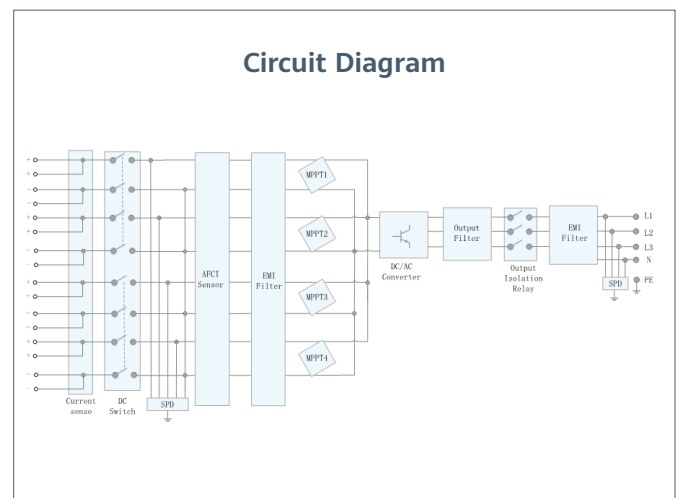
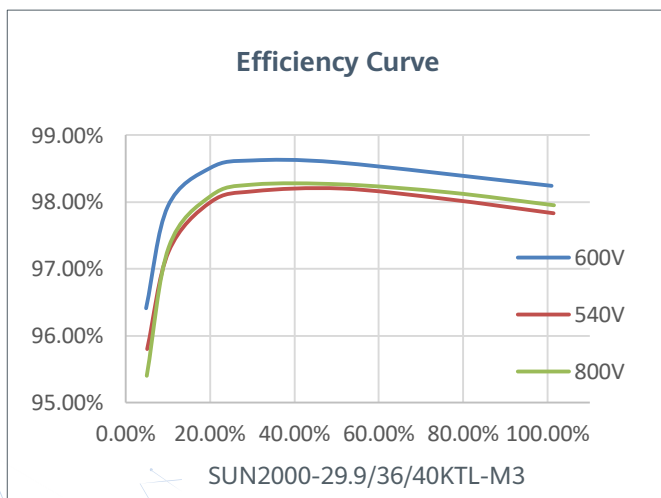
Safe

Fuse free design



Reliable

Type II surge arresters for DC & AC



SUN2000-29.9/36/40KTL-M3 Technical Specification

Technical Specification	SUN2000-29.9KTL-M3	SUN2000-36KTL-M3	SUN2000-40KTL-M3
Efficiency			
Max. Efficiency	98.7%		
European Efficiency	98.4%		
Input			
Max. Input Voltage ¹	1,100 V		
Max. Current per MPPT	26 A		
Max. Short Circuit Current per MPPT	40 A		
Start Voltage	200 V		
MPPT Operating Voltage Range ²	200 V ~ 1000 V		
Rated Input Voltage	600 V		
Number of Inputs	8		
Number of MPP Trackers	4		
Output			
Rated AC Active Power	29,900 W	36,000 W	40,000 W
Max. AC Apparent Power	29,900 VA	40,000 VA	44,000 VA
Rated Output Voltage	230 Vac / 400 Vac, 3W/N+PE		
Rated AC Grid Frequency	50 Hz / 60 Hz		
Rated Output Current	43.2 A	52.0 A	57.8 A
Max. Output Current	43.2 A	58.0 A	63.8 A
Adjustable Power Factor Range	0.8 LG ... 0.8 LD		
Max. Total Harmonic Distortion	< 3%		
Protection			
Input-side Disconnection Device	Yes		
Anti-islanding Protection	Yes		
AC Overcurrent Protection	Yes		
DC Reverse-polarity Protection	Yes		
PV-array String Fault Monitoring	Yes		
DC Surge Arrester	Yes		
AC Surge Arrester	Yes		
DC Insulation Resistance Detection	Yes		
Residual Current Monitoring Unit	Yes		
Arc Fault Protection	Yes		
Ripple Receiver Control	Yes		
Integrated PID Recovery ³	Yes		
Communication			
Display	LED Indicators, Integrated WLAN + FusionSolar APP		
RS485	Yes		
Smart Dongle	WLAN/Ethernet via Smart Dongle-WLAN-FE (Optional) 4G / 3G / 2G via Smart Dongle-4G (Optional)		
Monitoring BUS (MBUS)	Yes (Isolation Transformer required)		
General Data			
Dimensions (W x H x D)	640 x 530 x 270 mm (25.2 x 20.9 x 10.6 inch)		
Weight (with mounting plate)	43 kg (94.8 lb)		
Nosie Level	< 46 dB		
Operating Temperature Range	-25 ~ + 60 °C (-13 °F ~ 140 °F)		
Cooling Method	Natural Convection		
Max. Operating Altitude	0 - 4,000 m (13,123 ft.)		
Relative Humidity	0% RH ~ 100% RH		
DC Connector	Staubli MC4		
AC Connector	Waterproof Connector + OT/DT Terminal		
Protection Degree	IP 66		
Topology	Transformerless		
Nighttime Power Consumption	≤5.5W		
Optimizer Compatibility			
DC MBUS Compatible Optimizer	SUN2000-450W-P		
Standard Compliance (more available upon request)			
Safety	EN 62109-1/-2, IEC 62109-1/-2, EN 50530, IEC 62116, IEC 60068, IEC 61683		
Grid Connection Standards	IEC 61727, AS/NZS 4777.2		

1. The maximum input voltage is the upper limit of the DC voltage. Any higher input DC voltage would probably damage inverter.

2. Any DC input voltage beyond the operating voltage range may result in inverter improper operating.

3. SUN2000-29.9-40KTL-M3 raises potential between PV- and ground to above zero through integrated PID recovery function to recover module degradation from PID. Supported module types include: P-type (mono, poly), N-type (nPERT, HIT)

Smart PV Inverter



Smart

Smart I-V Curve Diagnosis supported



Efficient

Max. efficiency 98.7%



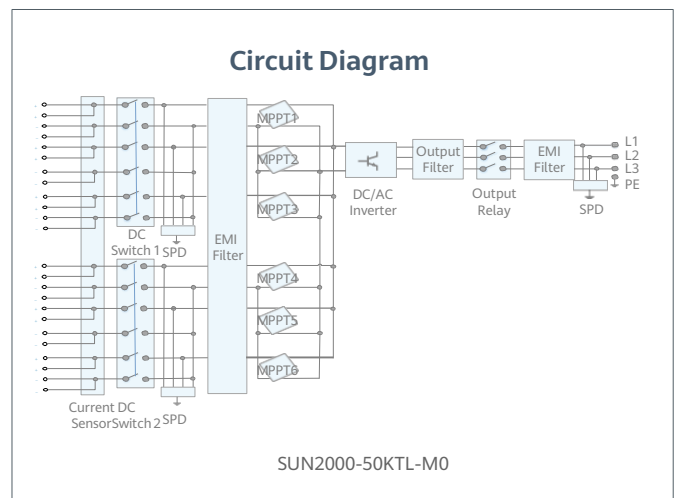
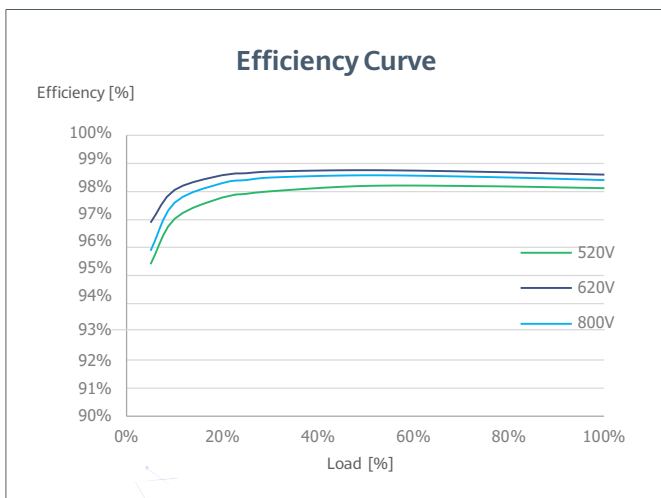
Safe

Fuse free design



Reliable

Type II surge arresters for DC & AC



Technical Specification	SUN2000-50KTL-M0
-------------------------	------------------

Efficiency	
Max. Efficiency	98.7%
European Efficiency	98.5%

Input	
Max. Input Voltage	1,100 V
Max. Current per MPPT	22 A
Max. Short Circuit Current per MPPT	30 A
Start Voltage	200 V
MPPT Operating Voltage Range	200 V ~ 1,000 V
Rated Input Voltage	600 V
Number of Inputs	12
Number of MPP Trackers	6

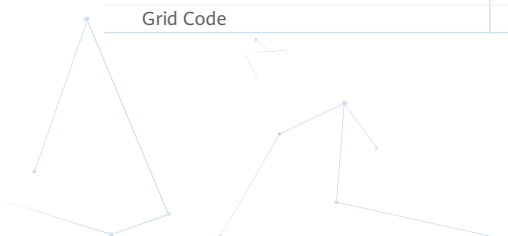
Output	
Rated AC Active Power	50,000 W
Max. AC Apparent Power	55,000 VA
Max. AC Active Power (cosφ=1)	55,000 W
Rated Output Voltage	220 V / 230 V, default 3W + N + PE; 380 V / 400 V, 3W + PE
Rated AC Grid Frequency	50 Hz / 60 Hz
Rated Output Current	76 A @380 V / 72.2 A @400 V
Max. Output Current	83.6 A @380 V / 79.4 A @400 V
Adjustable Power Factor Range	0.8 LG ... 0.8 LD
Max. Total Harmonic Distortion	<3%

Protection	
Input-side Disconnection Device	Yes
Anti-islanding Protection	Yes
AC Overcurrent Protection	Yes
DC Reverse-polarity Protection	Yes
PV-array String Fault Monitoring	Yes
DC Surge Arrester	Type II
AC Surge Arrester	Type II
DC Insulation Resistance Detection	Yes
Residual Current Monitoring Unit	Yes

Communication	
Display	LED Indicators, Bluetooth + APP
RS485	Yes
USB	Yes
Monitoring BUS (MBUS)	Yes

General Data	
Dimensions (W x H x D)	1,075 x 555 x 300 mm (42.3 x 21.9 x 11.8 inch)
Weight (with mounting plate)	74 kg (163.1 lb.)
Operating Temperature Range	-25°C ~ 60°C (-13°F ~ 140°F)
Cooling Method	Natural Convection
Max. Operating Altitude	4,000 m (13,123 ft.)
Relative Humidity	0 ~ 100%
DC Connector	Amphenol Helios H4
AC Connector	Cable Gland + OT Terminal
Protection Degree	IP65
Topology	Transformerless
Nighttime Power Consumption	< 2 W

Standard Compliance (more available upon request)	
Certificate	N/IEC 62109-1, EN/IEC 62109-2, IEC 62116
Grid Code	AS/NZS 4777:2015



Smart PV Controller



Smart

Smart I-V Curve Diagnosis supported



Efficient

Max. efficiency 98.8%



Safe

Fuse free design

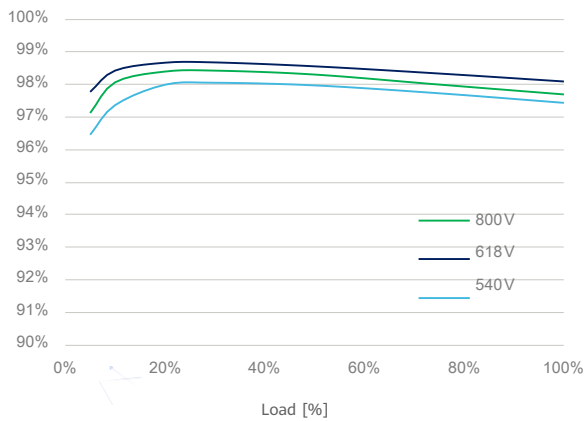


Reliable

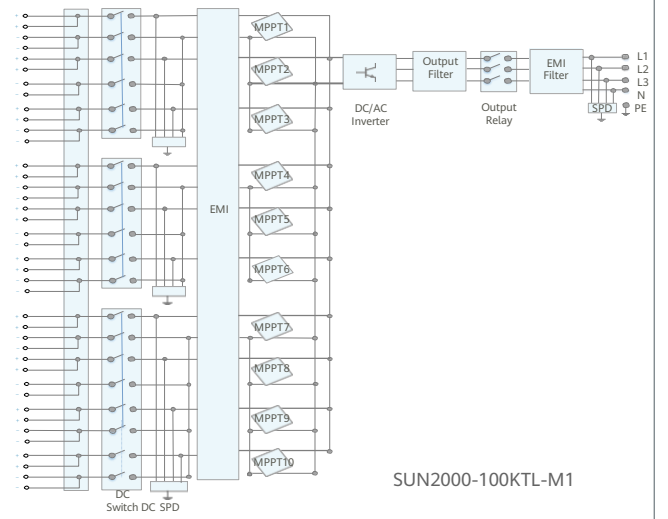
Type II surge arresters for DC & AC

Efficiency Curve

Efficiency [%] SUN2000-100KTL-M1 @400 V



Circuit Diagram



Technical Specification	SUN2000-100KTL-M1
--------------------------------	--------------------------

Efficiency	
Max. Efficiency	98.8% @480 V; 98.6% @380 V/400 V
European Efficiency	98.6% @480 V; 98.4% @380 V/400 V

Input	
Max. Input Voltage	1,100 V
Max. Current per MPPT	26 A
Max. Short Circuit Current per MPPT	40 A
Start Voltage	200 V
MPPT Operating Voltage Range	200 V ~ 1,000 V
Rated Input Voltage	570 V @380 V; 600 V @400 V; 720 V @480 V
Number of Inputs	20
Number of MPP Trackers	10

Output	
Rated AC Active Power	100,000 W (380 V / 400 V / 480 V @40°C)
Max. AC Apparent Power	110,000 VA
Max. AC Active Power (cosφ=1)	110,000 W
Rated Output Voltage	220 V / 230 V, default 3W + N + PE; 380 V / 400 V / 480 V, 3W + PE
Rated AC Grid Frequency	50 Hz / 60 Hz
Rated Output Current	152.0 A @380 V; 144.4 A @400 V; 120.3 A @480 V
Max. Output Current	168.8 A @380 V; 160.4 A @400 V; 133.7 A @480 V
Adjustable Power Factor Range	0.8 LG ... 0.8 LD
Max. Total Harmonic Distortion	<3%

Protection	
Input-side Disconnection Device	Yes
Anti-islanding Protection	Yes
AC Overcurrent Protection	Yes
DC Reverse-polarity Protection	Yes
PV-array String Fault Monitoring	Yes
DC Surge Arrester	Type II
AC Surge Arrester	Type II
DC Insulation Resistance Detection	Yes
Residual Current Monitoring Unit	Yes

Communication	
Display	LED Indicators, Bluetooth/WLAN + APP
RS485	Yes
USB	Yes
MBUS	Yes (isolation transformer required)

General Data	
Dimensions (W x H x D)	1,035 x 700 x 365mm (40.7 x 27.6x 14.4 inch)
Weight (with mounting plate)	90 kg (187.4 lb.)
Operating Temperature Range	-25°C ~ 60°C (-13°F ~ 140°F)
Cooling Method	Smart Air Cooling
Max. Operating Altitude	4,000 m (13,123 ft.)
Relative Humidity	0 ~ 100%
DC Connector	Staubli MC4
AC Connector	Waterproof Connector + OT/DT Terminal
Protection Degree	IP66
Topology	Transformerless
Nighttime Power Consumption	≤ 3.5 W

Standard Compliance (more available upon request)	
Safety	N/IEC 62109-1, EN/IEC 62109-2, IEC 62116
Grid Connection Standards	AS/NZS 4777:2015

Smart Dongle-WLAN-FE



Smart

WLAN & Fast Ethernet (FE) communication
Support 3rd-party monitoring system ¹



Simple

Plug & Play
Support max. 10 devices



Reliable

IP65
Support auto reconnection

Technical Specification	SDongleA-05
General Data	
Max. Devices Supported	10
Max. Inverters Supported	10
Connection interface	USB
Ethernet Interface	10/100M Ethernet
Installation	Plug-and-play
Indicator	LED Indicator
Dimensions (W * H * D)	146 x 48 x 33 mm (5.1 x 1.9 x 1.3 inch)
Weight	90 g (0.2 lb.)
Degree of protection	IP65
Power consumption (typical)	2.5 W
Operation Mode	STA
Encryption Algorithm	Encryption Mechanism: WPA/WPA2 Encryption: TKIP/CCMP/AES
Wireless Parameter	
Supported standards & frequencies	802.11b/g/n (2.412G—2.484G)
Environment	
Operating temperature range	-30 °C to +65 °C (-22 °F to 149 °F)
Relative humidity range	5 - 95% RH
Storage temperature range	-40°C to +70°C (-40 °F to 158 °F)
Max. operating altitude	4,000 m (13,123 ft.)
Standard Compliance (more available upon request)	
Certificate	SRRC, CE, RCM
Inverter Compatibility	
Supported Master Inverter Model	SUN2000-2/3/4/4.6/5/6KTL-L1 SUN2000-5/6KTL-M1 SUN2000-8/10/12/15/17/20KTL-M2 SUN2000-29.9/36/40KTL-M3

¹: 3rd-party management system shall match the communication protocol with Huawei Smart Dongle.

Smart Dongle-4G



Smart

2G, 3G, 4G communication ¹
Support 3rd-party monitoring system ²



Simple

Plug & Play
Support max. 10 devices



Reliable

IP65
Support auto reconnection

Technical Specification	SDongleA-03-AU
General Data	
Max. devices supported	10
Max. inverters supported	10
Connection interface	USB
Installation	Plug-and-play
Indicator	LED Indicator
Dimensions (W * H * D)	130 x 48 x 33 mm (5.1 x 1.9 x 1.3 inch)
Weight	90 g (0.2 lb.)
Degree of protection	IP65
Power consumption (typical)	3.5 W
Wireless Parameter	
Sim card type	mini-sim (15 mm*25 mm)
Supported standards & frequencies	4G: FDD-LTE / TDD-LTE 3G: WCDMA / HSDPA / HSUPA / HSPA+ 2G: GSM / GPRS / EDGE ³
Environment	
Operating temperature range	-30 °C to +65 °C (-22 °F to 149 °F)
Relative humidity range	5 - 95% RH
Storage temperature range	-40 °C to +70 °C (-40 °F to 158 °F)
Max. operating altitude	4,000 m (13,123 ft.)
Standard Compliance (more available upon request)	
Certificate	RCM
Inverter Compatibility	
Inverter model	SUN2000-2/3/4/4.6/5/6KTL-L1 SUN2000-5/6KTL-M1 SUN2000-8/10/12/15/17/20KTL-M2 SUN2000-29.9/36/40KTL-M3 SUN2000-50KTL-M0

1: To ensure stable data transmission, Huawei suggests 4G dongle to be installed in areas with stable mobile signal (2G signal ≥ 4 bars, 3G/4G signal ≥ 3 bars).

2: 3rd-party management system shall match the communication protocol with Huawei Smart Dongle.

3: For recommended carriers list and details on supported frequencies, please contact local distributors.

SmartLogger3000A



Smart

Smart zero export control design



Simple

Easy to install on site



Reliable

Safety by lightning protection module

Technical Specification	SmartLogger3000A01AU
Device Management	
Max. Number of Manageable Devices	80
Communication Interface	
WAN	WAN x 1, 10 / 100 / 1000 Mbps
LAN	LAN x 1, 10 / 100 / 1000 Mbps
RS485	COM x 3, 1200 / 2400 / 4800 / 9600 / 19200 / 115200 bps, 1000 m
2G / 3G / 4G ¹	LTE(FDD): B1 / B2 / B3 / B4 / B5 / B7 / B8 / B28 LTE(TDD): B40 WCDMA: B1 / B2 / B5 / B8 GSM: B2 / B3 / B5 / B8 ²
Digital / Analog Input / Output	DI x 4, DO x 2, AI x 4
Active DO	12V, 100mA (connection with relay, sensor)
Communication Protocol	
Ethernet	Modbus-TCP, IEC 60870-5-104
RS485	Modbus-RTU, IEC 60870-5-103 (standard), DL / T645
Interaction	
LED	LED Indicator x 3 – RUN, ALM, 4G
WEB	Embedded Web
USB	USB 2.0 x 1
APP	Communication by WLAN for Commissioning
Environment	
Operating Temperature Range	-40°C ~ 60°C (-40°F ~ 140°F)
Storage Temperature	-40°C ~ 70°C (-40°F ~ 158°F)
Relative Humidity (Non-condensing)	5% ~ 95%
Max. Operating Altitude	4,000 m (13,123 ft.)
Electrical	
AC Power Supply	100 V ~ 240 V, 50 Hz / 60 Hz
DC Power Supply	12V / 24 V
Power Consumption	Typical 8 W, Max. 15 W
Mechanical	
Dimensions (W x H x D)	225 x 160 x 44 mm (8.9 x 6.3 x 1.7 inch, without mounting ears and antenna)
Weight	2 kg (4.4 lb.)
Protection Degree	IP20
Installation Options	Wall Mounting, DIN Rail Mounting, Tabletop Mounting

¹ - When putting inside metal box, extended antenna will be needed.

² - For recommended carriers list and details on supported frequencies, please contact local distributors.

FusionSolar Smart PV Management System



Simple & Swift

- Simple commissioning by APP
- Auto-detection of system equipment
- Registering your plant by scanning any device



Convenient & Reliable

- Energy flow illustration
- Real-time data at anytime from anywhere
- Performance data back-up



Improved O&M Experience

- Physical & logical module layout
- Module-level performance management*
- Smart I-V Diagnosis

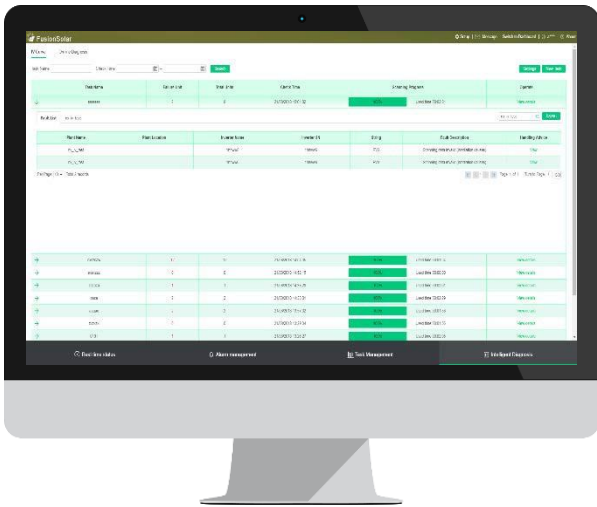
*Full optimizer solution with Smart PV Safety Box required

Feature List		WEB	APP
Basic Feature	Swift Installation & Registration	●	●
	Data Collection	●	
	Dashboard	●	●
	Energy Flow	●	●
	Energy Generation & Consumption	●	●
	Device Management	●	●
	Report Management	●	●
	Alarm Management	●	●
	System Configuration	●	
Advanced Feature	Intelligent O&M	○	
	Mobile O&M	○	○
	Proactive Diagnosis	○	○
	Smart I-V Curve Diagnosis	○	○

● Basic ○ Optional

Smart I-V Curve Diagnosis

Smart I-V Curve Diagnosis is able to carry out online I-V curve analysis on entire strings with advanced diagnosis algorithm. The scanning would help to find out and identify the strings with low performance or faults, which would help to achieve proactive maintenance, higher O&M efficiency and lower operation cost.



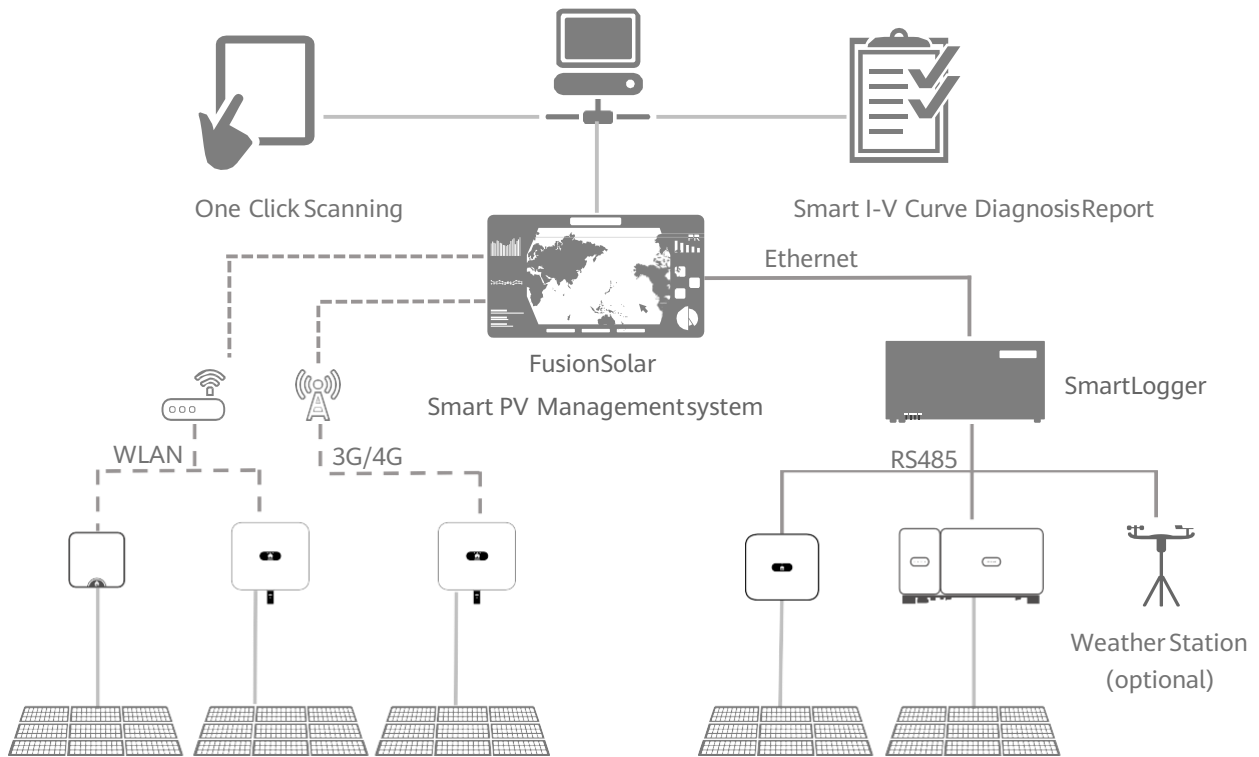
Smart


- Support plant-level, array-level and inverter-level analysis and diagnosis
- Automatically identify different failure types and provide recovery suggestion

Efficient

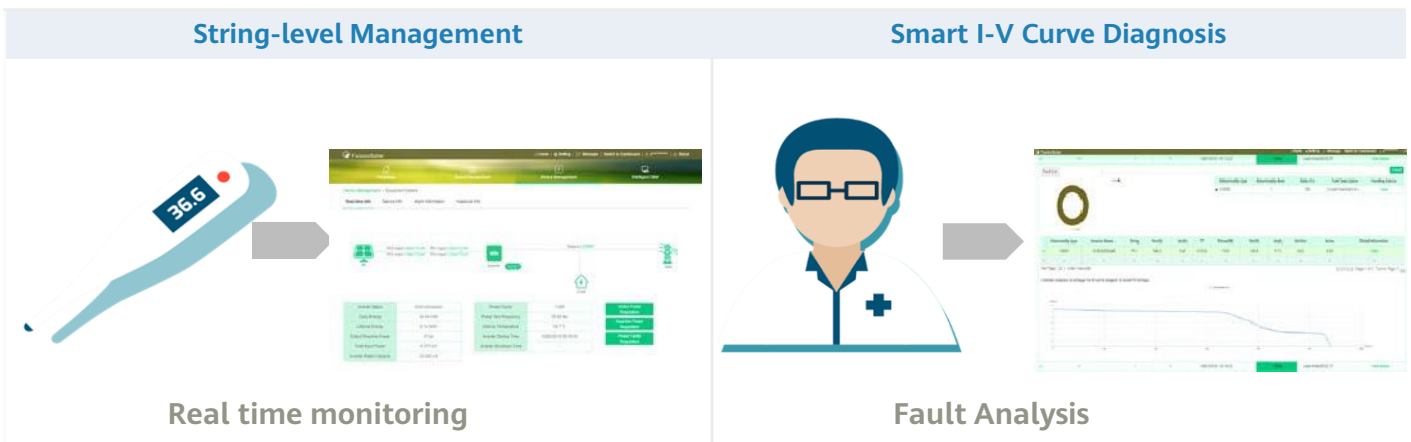
- One-click scanning without onsite experts or equipment
- Online I-V curve scanning on entire strings of 5 MW plant within 5min
- Automatic report generation of 5 MW plant within 15min

Network

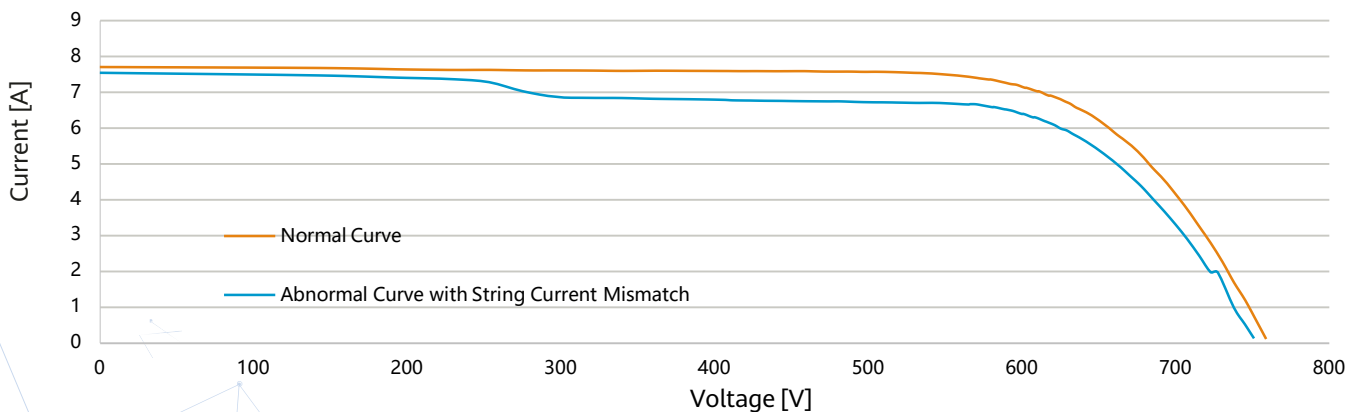
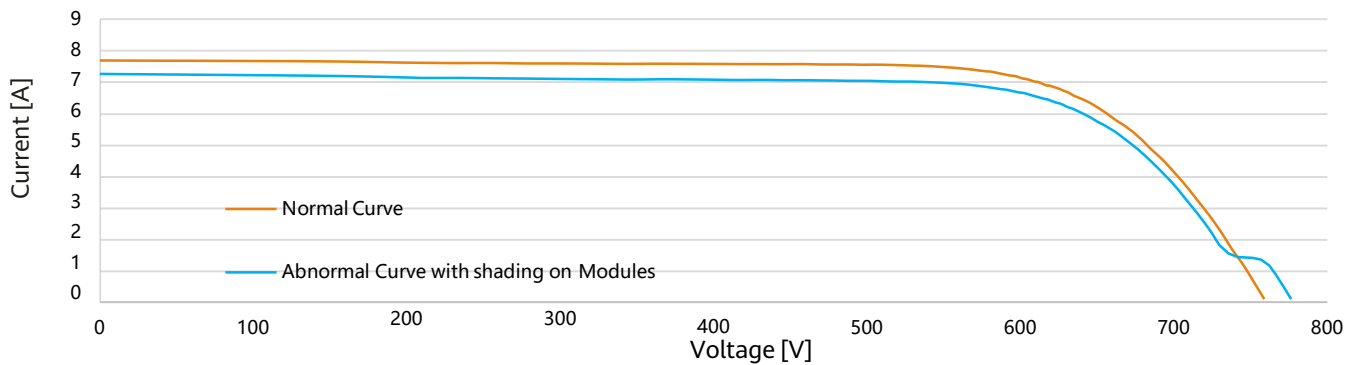


Technical Specifications	Smart I-V Curve Diagnosis	
Smart PV Inverter*	SUN2000L-2/3/4/4.6/5KTL, SUN2000-5/6KTL-M0, SUN2000-8/10/12/15/17/20KTL-M0, SUN2000-29.9/36KTL, SUN2000-50KTL-M0	
Communication	SmartLogger1000, SmartLogger2000, SmartLogger1000A, Smart Dongle	
Management System	FusionSolar Smart PV Management System, NetEco1000s	
Scanning Time	< 1s (1 string)	
Sampling Points per I-V Curve	128	
Certification	 TÜVRheinland®	TUV

* I-V curve diagnosis is not supported when inverter is connected with power optimizer.



String I-V Curve Comparison





10kW

Residential Energy System in NSW, Australia

System Configuration

- 32 × 310Wp modules
- 2 × SUN2000L-5KTL
- WLAN Communication

COD
Jan, 2019

Retailer
JT Solar



5kW

Residential PV System in NSW, Australia

System Configuration

- 18 × 310Wp modules
- 1 × SUN2000L-5KTL
- WLAN Communication

COD
Jan, 2019

Retailer
JT Solar



15kW

Residential PV System in NSW, Australia

System Configuration

- 37 × 310Wp Longi modules, 12 x existed old modules
- 3 × SUN2000L-5KTL
- WLAN communication

COD
Feb, 2019

Retailer
JT Solar



33kW

Residential PV System in Hanadacho Chokushi, Japan

System Configuration

- 120 × 275Wp modules
- 8 × SUN2000L-4.125KTL-JP
- SmartACBox12in1

COD
April, 2018

Distributor
DMM.com



4kW

Residential PV System in Waregem, Belgium

System Configuration

- 18 × 295Wp modules
- 6 × 375W optimizers
- SUN2000L-4KTL, WLAN
- Smart PV safety box

COD
May, 2018

Distributor
Wattkraft



8kW

Residential Energy System in Sydney, Australia

System Configuration

- 36 × 270Wp modules
- 24 × 375W optimizers
- SUN2000L-3KTL & -5KTL
- LG Chem RESU10H Type R

COD
Dec, 2017

Distributor
ASC



1.12MW

Distributed PV System in Dandenong, Australia

System Configuration

- 4000 x Jinko 305Wp modules
- 34 x SUN2000-33KTL
- SmartLogger1000

COD
2019



550kWp

Commercial PV Project in NSW, Australia

System Configuration

- 1679 x 320Wp Jinko modules
- 17 x SUN2000-33KTL

COD
May, 2018

Distributor
Megawatt Power



1MWp

Distributed PV System in Kuala Lumpur, Malaysia

System Configuration

- SUN2000-36KTL

COD

Mar, 2016



2.8MWp

Distributed PV System in Singapore Changi Airport

System Configuration

- SUN2000-36KTL

COD

Dec, 2016



Copyright© Huawei Technologies Co., Ltd. 2019. All rights reserved.

No part of this document may be reproduced or transmitted in any form or by any means without prior written consent of Huawei Technologies Co., Ltd.

Trademark Notice

 HUAWEI and  are trademarks or registered remarks of Huawei Technologies Co., Ltd.

Other trademarks, product service and company names mentioned are the property of their respective owners.

General Disclaimer

The information in this document may contain predictive statements including, without limitation, statements regarding the future financial and operating results, future product portfolio, new technology, etc. There are a number of factors that could cause actual results and developments to differ materially from those expressed or implied in the predictive statements. Therefore, such information is provided for reference purpose only and constitutes neither an offer nor an acceptance. Huawei may change the information at any time without notice.

Huawei technologies (Australia) Pty Ltd
Level 6, Tower B, 799 Pacific Highway
Chatswood NSW 2067
au_inverter_support@huawei.com

HUAWEI TECHNOLOGIES CO.,LTD
Huawei Industrial Base Bantian Longgang Shenzhen 518129,P.R.China
Tel.:400-822-9999 Version No.:07-(20181120)
solar.huawei.com/au