

Three-phase inverters for grid-connected photovoltaic systems

SINVERT 350 M – SINVERT 1700 MS
SINVERT 500 M TL – SINVERT 2000 MS TL



Grid-connected photovoltaic systems with maximum yields and a long service life - for 20 years and more!

With SINVERT, you are on the sunny side. Because our inverters are based on reliable standard Siemens components, such as SIMATIC S7 controllers or MASTER-DRIVES and SINAMICS converters.

Further advantages at a glance:

- Efficiency > 98 %
- Available as single or container solution
- Ethernet as standard
- Long service life thanks to intelligent master-slave concept
- Best performance ratio for your PV system
- Highest quality standard by using proven industrial components and more than 20 years experience

SINVERT PV Inverter

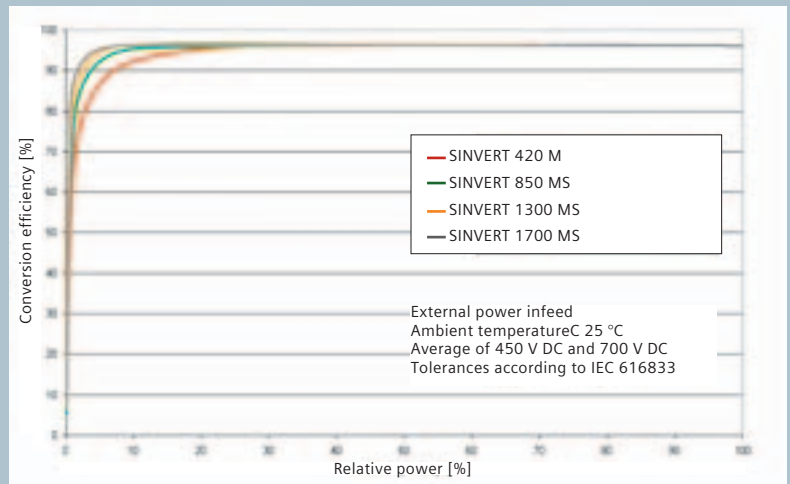
Answers for environment.

SIEMENS

Technical Data

Technical data for Sinvert PV inverters									
Inverter type *		350 M	420 M	700 MS	850 MS	1000 MS	1300 MS	1400 MS	1700 MS
Input DC									
MPP voltage	V	450 – 750							
Max. operating voltage	V	820 (900 V optional)							
Rated input power	V	900 (must not be exceeded)							
Rated input power	kW	373	465	746	930	1119	1395	1492	1860
Rated input current	A	820	1022	1640	2044	2460	3066	3280	4088
Number of DC inputs		4	4	8	8	12	12	16	16
Max. current per DC input	A	250							
Output AC									
Grid connection		3 ~ 230/400 V; 50 Hz (60 Hz optional)							
Rated output power	kW	357	435	714	870	1071	1305	1428	1740
Rated output current	A	518	630	1036	1260	1554	1890	2072	2520
Efficiency									
eta EU	%	95.5	95.7	96	96.2	96.1	96.2	96.1	96.3
Max. efficiency	%	96.5							
Further data									
Number of single units	Pcs.	1	1	2	2	3	3	4	4
Dimensions (H x W x D) per unit	mm	2000 x 2700 x 800							
Weight per unit	kg	2025	2540	2025	2540	2025	2540	2025	2540
Ambient temperature	°C	0 – 50							
Installation		up to 1000 m							
Max. humidity rating	%	85 (non-condensing)							

* M = Master
MS = Master-slave system

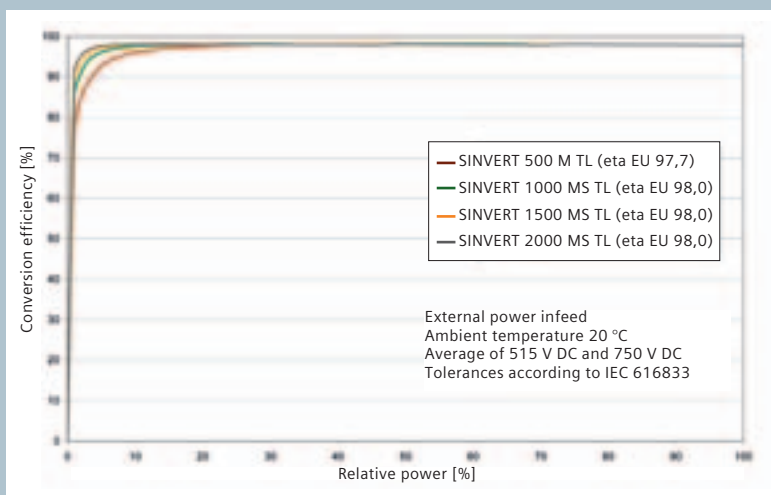


Efficiency curve for SINVERT
420 M/850 MS/1300 MS/1700 MS

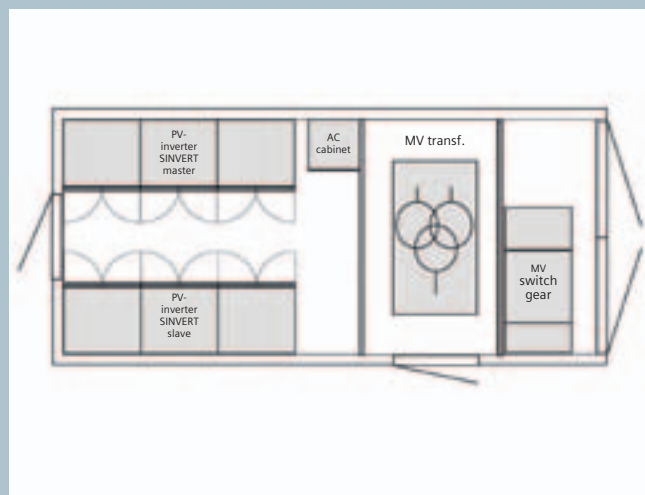
Technical data for SINVERT PV inverters - for transformerless series

Inverter type *		500 M TL	1000 MS TL	1500 MS TL	2000 MS TL
Input DC					
MPP voltage	V	515 – 750			
Max. system voltage	V	900 (1000 V DC optional)			
Rated input power	kW	513	1026	1539	2052
Rated input current	A	1000	2000	3000	4000
Number of DC inputs		4	8	12	16
Max. current per DC input	A	250	250	250	250
Output AC					
Grid connection		3 ~ 328 V; 50 Hz (60 Hz optional)			
Rated output power	kW	500	1000	1500	2000
Rated output current	A	881	1762	2643	3524
Efficiency					
eta EU	%	97.7	98.0	98.0	98.0
Max. efficiency	%	98.2			
Further data					
Number of single units	Pcs.	1	2	3	4
Dimensions (H x W x D) per unit	mm	2000 x 2718 x 834			
Weight per unit	kg	1700			
Ambient temperature	°C	0 – 50			
Installation altitude		up to 1000 m			
Max. humidity rating	%	85 (non-condensing)			

* M = Master
MS = Master-slave system



Efficiency curve of SINVERT
500 M TL/1000 MS TL/1500 MS TL/2000 MS TL



Example:
1 MW container station with SINVERT 1000 MS TL
and medium-voltage components

References



Source: Gehrlicher Solar AG

21 MW PV power plant Rothenburg, Germany - December 2009

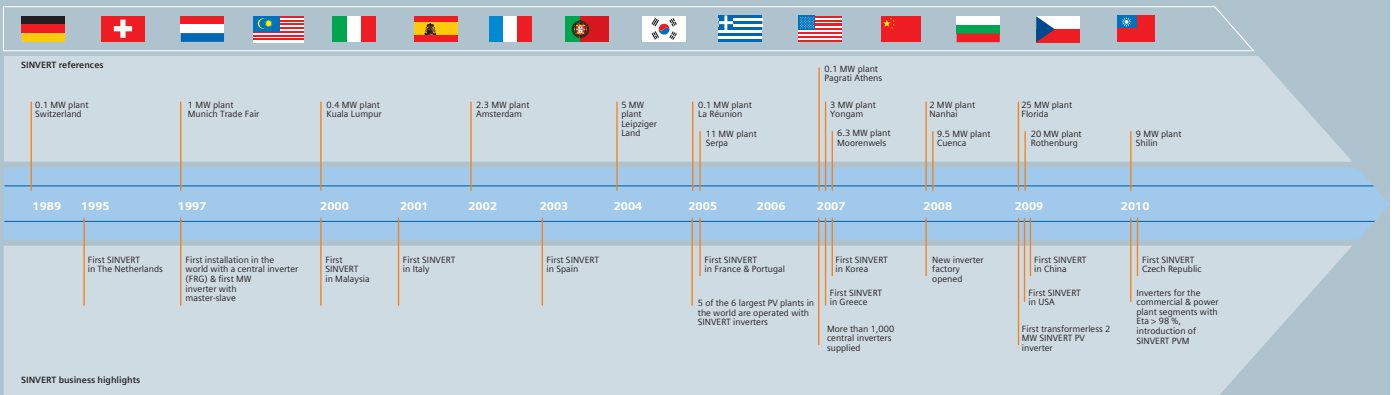
- Container solutions with
 - 10 x SINVERT 2000 MS TL
- Medium-voltage components
- Generator boxes
- PV WinCC monitoring software



25 MW PV power plant Florida, USA - November 2009

- Container solutions with
 - 13 x SINVERT 1700 MS
 - 1 x SINVERT 1400 MS
 - 1 x SINVERT 1300 MS
- Medium-voltage components

More than 20 years of experience with PV inverters



Siemens AG
 Industry Sector
 Control Components and Systems Engineering
 P.O. Box 23 55
 90713 FÜRTH
 GERMANY

Subject to change without prior notice
 Order No.: E80001-A2060-P300-X-7600
 21/25227 GI.CE.PV.PVSV.52.0.05 PA 03102.
 Printed in Germany
 © Siemens AG 2010

www.siemens.com/sinvert

The information provided in this brochure contains merely general descriptions or characteristics of performance which in case of actual use do not always apply as described or which may change as a result of further development of the products. An obligation to provide the respective characteristics shall only exist if expressly agreed in the terms of contract.

All product designations may be trademarks or product names of Siemens AG or supplier companies whose use by third parties for their own purposes could violate the rights of the owners.