


THE DUOMAX MODULE



60 CELL
MULTICRYSTALLINE MODULE

255-265W
POWER OUTPUT RANGE

16.1%
MAXIMUM EFFICIENCY

0~+5W
POSITIVE POWER TOLERANCE

As a leading global manufacturer of next generation photovoltaic products, we believe close cooperation with our partners is critical to success. With local presence around the globe, Trina is able to provide exceptional service to each customer in each market and supplement our innovative, reliable products with the backing of Trina as a strong, bankable partner. We are committed to building strategic, mutually beneficial collaboration with installers, developers, distributors and other partners as the backbone of our shared success in driving Smart Energy Together.

Trina Solar Limited
www.trinasolar.com



Improved durability

- PID resistant and free of snail trails
- Increased module robustness to minimize micro-cracks



Enhanced safety

- Fire class A certified by TUV Rheinland according to fire test IEC 61730-2 / MST 23
- Certified for fire type13 (UL 1703)



Increased value

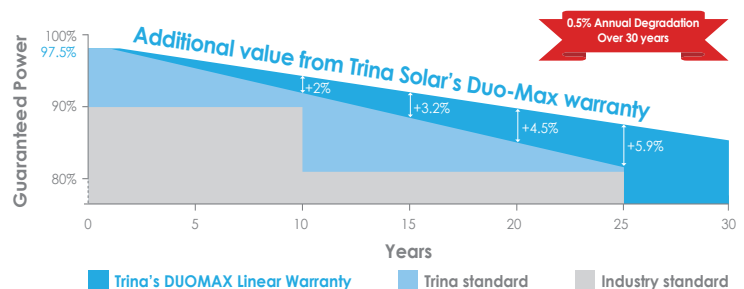
- Higher maximum system voltage reduces BOS costs
- 30 year linear warranty
- 0.5% annual degradation



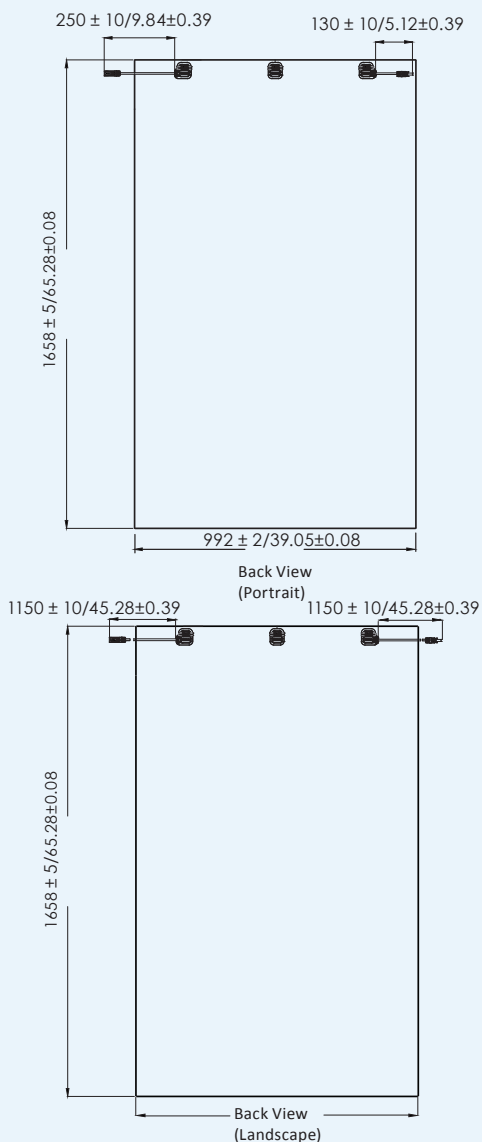
Certified to withstand the most challenging environmental conditions

- Module coating resistant to sand, acid, and alkali
- 2400 Pa wind load* • 5400 Pa snow load*
- 35 mm hail stones at 97 km/h

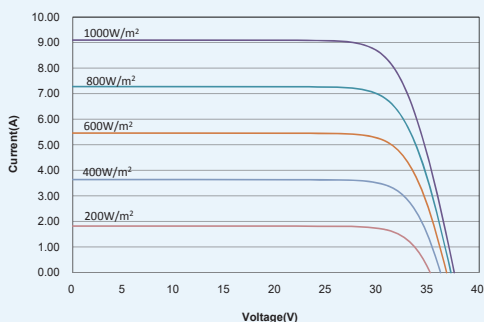
Trina Solar's DUOMAX Linear Performance Warranty



DIMENSIONS OF PV MODULE (unit:mm/in)



I-V CURVES OF PV MODULE(260W)



CERTIFICATION



ELECTRICAL DATA (STC)

| | | | |
|---------------------------------------|-------|------|------|
| Peak Power Watts- P_{MAX} (Wp) | 255 | 260 | 265 |
| Power Output Tolerance- P_{MAX} (W) | 0~+5W | | |
| Maximum Power Voltage- V_{MPP} (V) | 30.3 | 30.5 | 30.8 |
| Maximum Power Current- I_{MPP} (A) | 8.42 | 8.52 | 8.60 |
| Open Circuit Voltage- V_{OC} (V) | 37.5 | 37.6 | 37.6 |
| Short Circuit Current- I_{SC} (A) | 9.01 | 9.10 | 9.20 |
| Module Efficiency η_m (%) | 15.5 | 15.8 | 16.1 |

STC: Irradiance 1000 W/m², Cell Temperature 25°C, Air Mass AM1.5 according to EN 60904-3.
Typical efficiency reduction of 4.5% at 200 W/m² according to EN 60904-1.

ELECTRICAL DATA (NOCT)

| | | | |
|--------------------------------------|------|------|------|
| Maximum Power- P_{MAX} (Wp) | 190 | 193 | 197 |
| Maximum Power Voltage- V_{MPP} (V) | 27.9 | 28.0 | 28.2 |
| Maximum Power Current- I_{MPP} (A) | 6.81 | 6.89 | 6.98 |
| Open Circuit Voltage- V_{OC} (V) | 34.8 | 34.9 | 34.9 |
| Short Circuit Current- I_{SC} (A) | 7.28 | 7.35 | 7.43 |

NOCT: Irradiance at 800 W/m², Ambient Temperature 20°C, Wind Speed 1 m/s.

MECHANICAL DATA

| | |
|-------------------|---|
| Solar cells | Multicrystalline 156 × 156 mm (6 inches) |
| Cell orientation | 60 cells (6 × 10) |
| Module dimensions | 1658 × 992 × 6 mm (1658 x 992 x 25 mm with junction box) |
| Weight | 23 kg (50.7 lbs) |
| Front Glass | 2.5 mm, High Transmission, AR Coated and Heat Strengthened Glass |
| EVA | White |
| Back Glass | Heat Strengthened Glass, 2.5 mm |
| Frame | Frameless |
| J-Box | IP 65 or IP 67 rated |
| Cables | Photovoltaic Technology cable 4.0mm ² (0.006 inches ²), Portrait: 250/130mm, Landscape: 1150/1150mm. |
| Connector | UTX Amphenol |
| Fire Type | Type 13 |

TEMPERATURE RATINGS

| | |
|---|-------------|
| Nominal Operating Cell Temperature (NOCT) | 44°C (±2°C) |
| Temperature Coefficient of P_{MAX} | -0.41%/°C |
| Temperature Coefficient of V_{OC} | -0.32%/°C |
| Temperature Coefficient of I_{SC} | 0.05%/°C |

MAXIMUM RATINGS

| | |
|-------------------------|--------------------------------|
| Operational Temperature | -40~+85°C |
| Maximum System Voltage | 1500V DC (IEC) 1500VDC (UL) |
| Max Series Fuse Rating | 15A |

WARRANTY

10 year Product Workmanship Warranty

30 year Linear Power Warranty


(Please refer to product warranty for details)

PACKAGING CONFIGURATION

Modules per box: 30 pieces

Modules per 40' container: 780 pieces

*The mechanical loading is dependent upon the mounting method used and only approved clamps should be used. For best results, install with the Trina clamp for DUOMAX modules



TSM_EN_2015_C