


THE ALLMAX MODULE



60 CELL
MULTICRYSTALLINE MODULE

250-265W
POWER OUTPUT RANGE

16.2%
MAXIMUM EFFICIENCY

0~+5W
POSITIVE POWER TOLERANCE

As a leading global manufacturer of next generation photovoltaic products, we believe close cooperation with our partners is critical to success. With local presence around the globe, Trina is able to provide exceptional service to each customer in each market and supplement our innovative, reliable products with the backing of Trina as a strong, bankable partner. We are committed to building strategic, mutually beneficial collaboration with installers, developers, distributors and other partners as the backbone of our shared success in driving Smart Energy Together.

Trina Solar Limited
www.trinasolar.com

Trinasolar
Smart Energy Together



Our most versatile product

- Compatible with all major BOS components and system designs
- 1000V UL/1000V IEC certified



One of the industry's most trusted modules

- Field proven performance



Highly reliable due to stringent quality control

- Over 30 in-house tests (UV, TC, HF, and many more)
- In-house testing goes well beyond certification requirements
- PID resistant

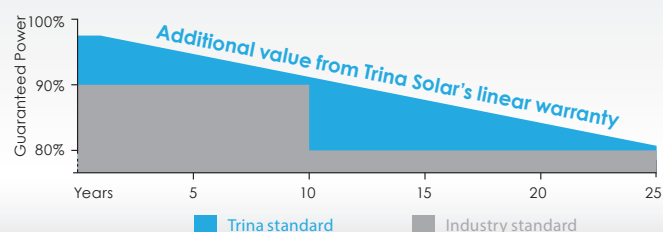


Certified to withstand challenging environmental conditions

- 2400 Pa wind load
- 5400 Pa snow load

LINEAR PERFORMANCE WARRANTY

10 Year Product Warranty • 25 Year Linear Power Warranty



THE ALLMAX MODULE

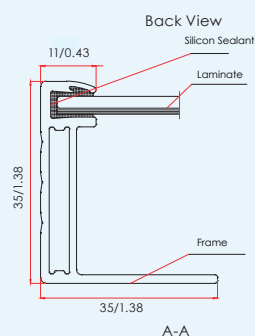
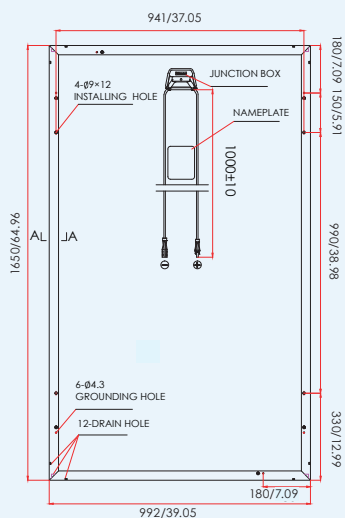
PRODUCTS

TSM-PD05.08
TSM-PD05.05

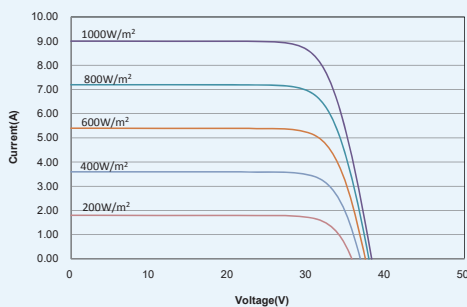
POWER RANGE

255-265W
250-260W


DIMENSIONS OF PV MODULE unit:mm/in



I-V CURVES OF PV MODULE (260W)



CERTIFICATION



ELECTRICAL DATA (STC)

Peak Power Watts- P_{MAX} (Wp)	250	255	260	265
Power Output Tolerance- P_{MAX} (W)	0 ~ +5			
Maximum Power Voltage- V_{MPP} (V)	30.3	30.5	30.6	30.8
Maximum Power Current- I_{MPP} (A)	8.27	8.37	8.50	8.61
Open Circuit Voltage- V_{OC} (V)	38.0	38.1	38.2	38.3
Short Circuit Current- I_{SC} (A)	8.79	8.88	9.00	9.10
Module Efficiency η_m (%)	15.3	15.6	15.9	16.2

STC: Irradiance 1000 W/m², Cell Temperature 25°C, Air Mass AM1.5.
Typical efficiency reduction of 4.5% at 200 W/m² according to EN 60904-1.

ELECTRICAL DATA (NOCT)

Maximum Power- P_{MAX} (Wp)	186	189	193	197
Maximum Power Voltage- V_{MPP} (V)	28.1	28.2	28.4	28.6
Maximum Power Current- I_{MPP} (A)	6.63	6.71	6.81	6.89
Open Circuit Voltage- V_{OC} (V)	35.3	35.3	35.4	35.5
Short Circuit Current- I_{SC} (A)	7.10	7.17	7.27	7.35

NOCT: Irradiance at 800 W/m², Ambient Temperature 20°C, Wind Speed 1 m/s.

MECHANICAL DATA

Solar cells	Multicrystalline 156 × 156 mm (6 inches)
Cell orientation	60 cells (6 × 10)
Module dimensions	1650 × 992 × 35 mm (64.95 x 39.05 x 1.37 inches)
Weight	18.6 kg (41 lb)
Glass	3.2 mm (0.13 inches), High Transmission, AR Coated Tempered Glass
Backsheet	White (PD05.08); Black (PD05.05)
Frame	Black Anodized Aluminium Alloy
J-Box	IP 65 or IP 67 rated
Cables	Photovoltaic Technology cable 4.0mm ² (0.006 inches ²), 1000mm (39.37 inches)
Connector	UTX Amphenol
Fire Type	Type 2

TEMPERATURE RATINGS

Nominal Operating Cell Temperature (NOCT)	44°C (±2°C)
Temperature Coefficient of P_{MAX}	-0.41%/°C
Temperature Coefficient of V_{OC}	-0.32%/°C
Temperature Coefficient of I_{SC}	0.05%/°C

MAXIMUM RATINGS

Operational Temperature	-40~+85°C
Maximum System Voltage	1000V DC (IEC) 1000V DC (UL)
Max Series Fuse Rating	15A

WARRANTY

10 year Product Workmanship Warranty


25 year Linear Power Warranty

(Please refer to product warranty for details)

PACKAGING CONFIGURATION

Modules per box: 30 pieces

Modules per 40' container: 840 pieces



TSM_EN_2015_B