



XS72 SERIES PHOTOVOLTAIC MODULES

PEAK POWER: 310-320 Wp

FEATURES INCLUDE:

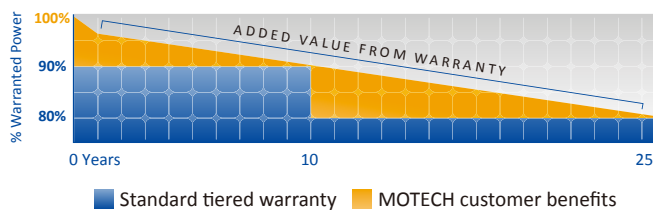
- 60 MOTEC monocrystalline solar cells connected in series
- Positive power tolerance of 0~3% improves system performance
- Industry-leading module efficiency: maximum efficiency of 16.4%
- Dual certified to UL and International IEC standards
- Designed for 600V or 1000V systems
- Tested up to 5400Pa for maximum load resistance
- Progressive Power Warranty guarantees 80.2% of rated power at 25 years
- Manufactured globally with world-class quality standards

QUALITY, RELIABILITY, AND KWH YIELD

MOTEC modules are powered by industry acknowledged high performance, reliable MOTEC silicon cells. 20 years of experience in solar module engineering and design, along with rigorous durability and performance tests, ensure reliable lifetime performance and maximum kWh yield.

25-YEAR PROGRESSIVE WARRANTY*

- 25-year progressive power warranty
- 10-year warranty on materials and workmanship



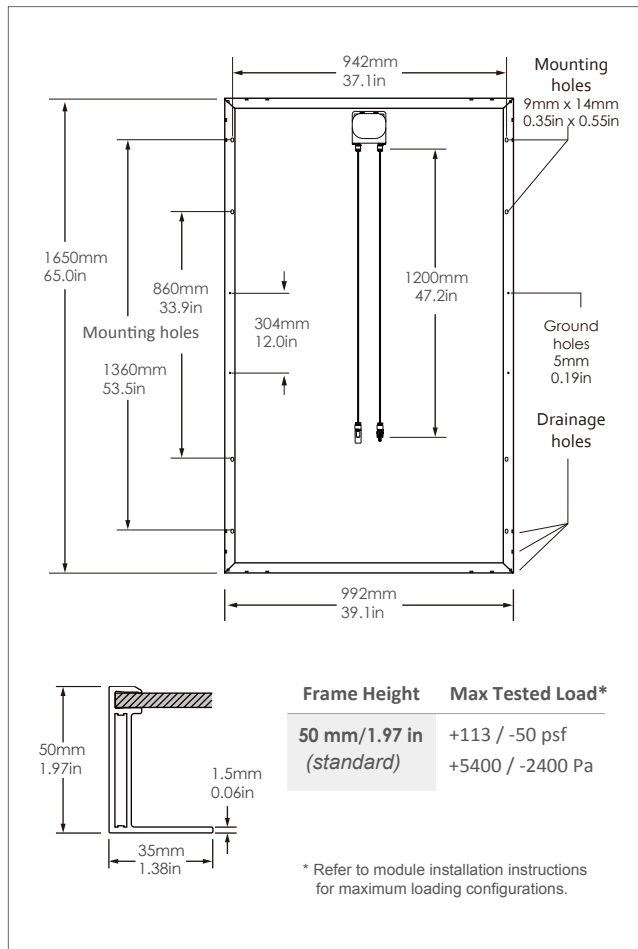
CERTIFICATIONS & STANDARDS*



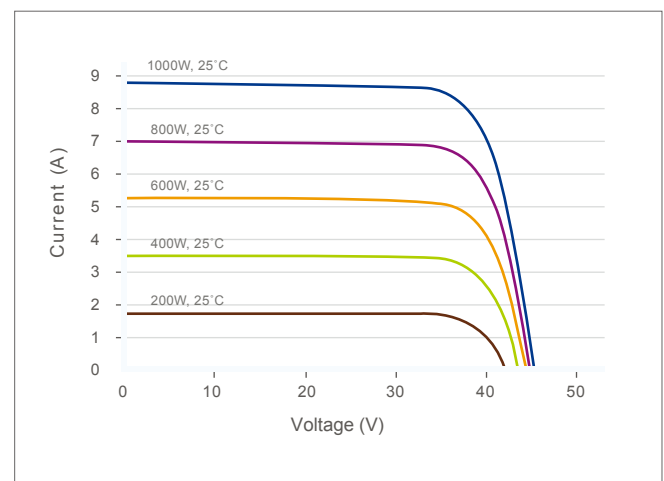
Intertek
UL1703
IEC61215
IEC61730-1,2

Application Class A
Safety Class II

* Please refer to our website at www.motechsolar.com for certification and warranty details

PHYSICAL CHARACTERISTICS

PHYSICAL DESIGN PROPERTIES

Weight	58.86 lb [26.7 kg]
Glass	4.0mm low iron, extra clear, tempered PV glass
Hailstone Impact Resistance	1" @ 50 mph [25 mm @ 80 kph]
Junction Box	IP65/IP67 rated UL 600V/IEC 1000V Certified
Output Cables	4.0mm ² Universal PVWire, 1200mm [47.2in]
Connectors	MC4 Compatible

IV CURVE

ELECTRICAL PERFORMANCE

	XS72C3-310		XS72C3-315		XS72C3-320	
STC Peak Power (W)	310		315		320	
NOCT Peak Power (W)	228		232		236	
Efficiency (%)	15.9%		16.2%		16.4%	
Test Conditions	STC	NOCT	STC	NOCT	STC	NOCT
Max. Power Voltage V _{mpp} (V)	37.64	34.50	38.06	34.89	37.64	34.37
Max. Power Current I _{mpp} (A)	8.24	6.62	8.28	6.65	8.50	6.87
Open Circuit Voltage Voc(V)	45.65	42.36	45.77	42.47	45.73	42.43
Short Circuit Current I _{sc} (A)	8.82	7.15	8.85	7.17	9.09	7.36

ELECTRICAL PERFORMANCE PARAMETERS

Isc Temperature Coefficient	α (%/°C)	+0.07 ±0.02	Max. Series Fuse	15A
Voc Temperature Coefficient	β (%/°C)	-0.34 ±0.01	Max. System Voltage	IEC 1000V
Pmax Temperature Coefficient	γ (%/°C)	-0.46 ±0.02		UL 600V/ 1000V
Efficiency Reduction at 200W/m ² , 25°C		<5%	Nominal Operating Cell Temp. (NOCT)	45°C ± 2°C
Operating temperature		-40°C~+85°C	Limiting Reverse Current (I _r)	15A

IV parameters are rated at Standard Test Conditions (Irradiance of 1000 W/m², AM 1.5, cell temperature 25°C). All measurements are guaranteed at the laminate leads. NOCT is measured at 800 W/m², 20°C ambient, and 1 m/s windspeed. Specifications are subject to change without notice. Motech reserves the rights of final interpretation and revision on this datasheet.

DOC005109 Rev A Dec 2014