



XS60 SERIES PHOTOVOLTAIC MODULES

PEAK POWER: 255-265 Wp

FEATURES INCLUDE:

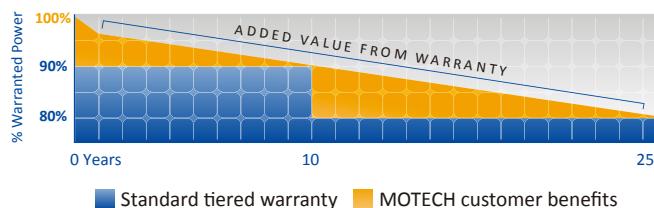
- 60 MOTTECH monocrystalline solar cells connected in series
- Positive power tolerance of 0~3% improves system performance
- Industry-leading module efficiency: maximum efficiency of 16.2%
- Dual certified to UL and International IEC standards
- Designed for 600V or 1000V systems
- Tested up to 5400Pa for maximum load resistance
- Progressive Power Warranty guarantees 80.2% of rated power at 25 years
- Manufactured globally with world-class quality standards

QUALITY, RELIABILITY, AND KWH YIELD

MOTTECH modules are powered by industry acknowledged high performance, reliable MOTTECH silicon cells. 20 years of experience in solar module engineering and design, along with rigorous durability and performance tests, ensure reliable lifetime performance and maximum kWh yield.

25-YEAR PROGRESSIVE WARRANTY*

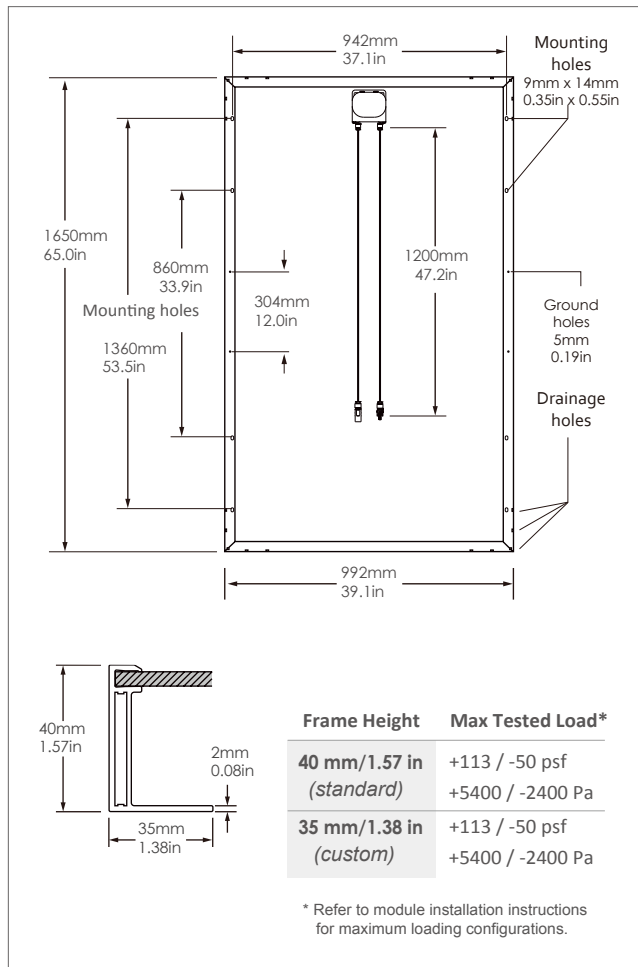
- 25-year progressive power warranty
- 10-year warranty on materials and workmanship



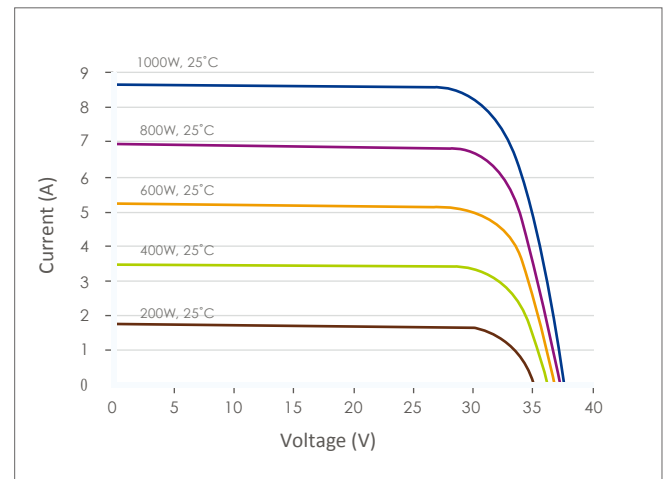
CERTIFICATIONS & STANDARDS*



* Please refer to our website at www.mottechsolar.com for certification and warranty details

PHYSICAL CHARACTERISTICS

PHYSICAL DESIGN PROPERTIES

Weight	42.5 lb [19.3 kg]
Glass	3.2mm low iron tempered glass with anti-reflective coating
Hailstone Impact Resistance	1" @ 50 mph [25 mm @ 80 kph]
Junction Box	IP65/IP67 rated UL 600V/IEC 1000V Certified
Output Cables	4.0mm ² Universal PVWire, 1000mm[39.4in]
Connectors	MC4 Compatible

IV CURVE

ELECTRICAL PERFORMANCE

	XS60B3-255	XS60B3-260	XS60B3-265			
STC Peak Power (W)	255	260	265			
NOCT Peak Power (W)	188	192	195			
Efficiency (%)	15.6%	15.9%	16.2%			
Test Conditions	STC	NOCT	STC	NOCT	STC	NOCT
Max. Power Voltage V _{mpp} (V)	30.97	28.44	31.40	28.81	31.27	28.53
Max. Power Current I _{mpp} (A)	8.23	6.61	8.28	6.65	8.47	6.84
Open Circuit Voltage V _{oc} (V)	37.89	35.16	38.04	35.30	37.89	35.16
Short Circuit Current I _{sc} (A)	8.79	7.12	8.83	7.15	9.05	7.33

ELECTRICAL PERFORMANCE PARAMETERS

I _{sc} Temperature Coefficient	α (%/°C)	+0.07 ±0.02	Max. Series Fuse	15A
V _{oc} Temperature Coefficient	β (%/°C)	-0.34 ±0.01	Max. System Voltage	IEC 1000V
P _{max} Temperature Coefficient	γ (%/°C)	-0.46 ±0.02		UL 600V/ 1000V
Efficiency Reduction at 200W/m ² , 25°C		<5%	Nominal Operating Cell Temp. (NOCT)	45°C ± 2°C
Operating temperature		-40°C~+85°C	Limiting Reverse Current (I _r)	15A

IV parameters are rated at Standard Test Conditions (Irradiance of 1000 W/m², AM 1.5, cell temperature 25°C). All measurements are guaranteed at the laminate leads. NOCT is measured at 800 W/m², 20°C ambient, and 1 m/s windspeed. Specifications are subject to change without notice. Motech reserves the rights of final interpretation and revision on this datasheet.

DOC001557 Rev B Dec 2014