



IM60 SERIES PHOTOVOLTAIC MODULES

PEAK POWER: 250-260 Wp

FEATURES INCLUDE:


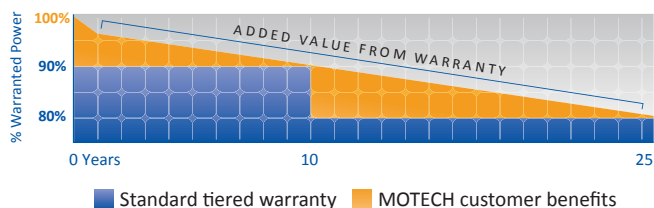
- 60 MOTTECH multicrystalline solar cells connected in series
- Positive power tolerance of 0~3% improves system performance
- Industry-leading module efficiency: maximum efficiency of 15.9%
- Dual certified to UL and International IEC standards
- Designed for 600V or 1000V systems
- Tested up to 5400Pa for maximum load resistance
- Progressive Power Warranty guarantees 80.2% of rated power at 25 years
- Manufactured globally with world-class quality standards

QUALITY, RELIABILITY, AND KWH YIELD

MOTTECH modules are powered by industry acknowledged high performance, reliable MOTTECH silicon cells. 20 years of experience in solar module engineering and design, along with rigorous durability and performance tests, ensure reliable lifetime performance and maximum kWh yield.

25-YEAR PROGRESSIVE WARRANTY*

- 25-year progressive power warranty
- 10-year warranty on materials and workmanship



CERTIFICATIONS & STANDARDS*

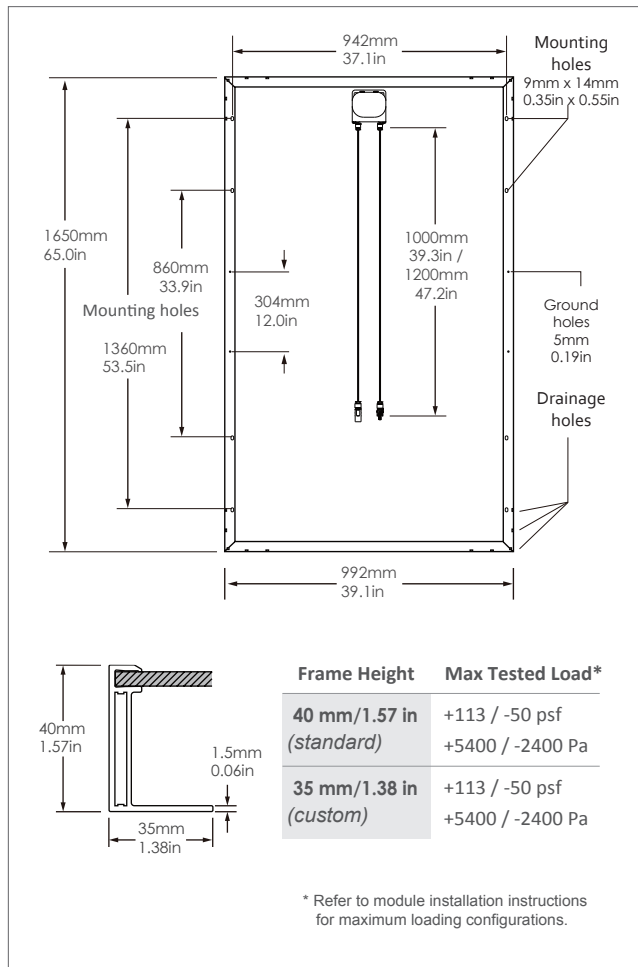


Intertek
UL1703
IEC61215
IEC61730-1,2

Application Class A
Safety Class II

* Please refer to our website at www.mottechsolar.com for certification and warranty details

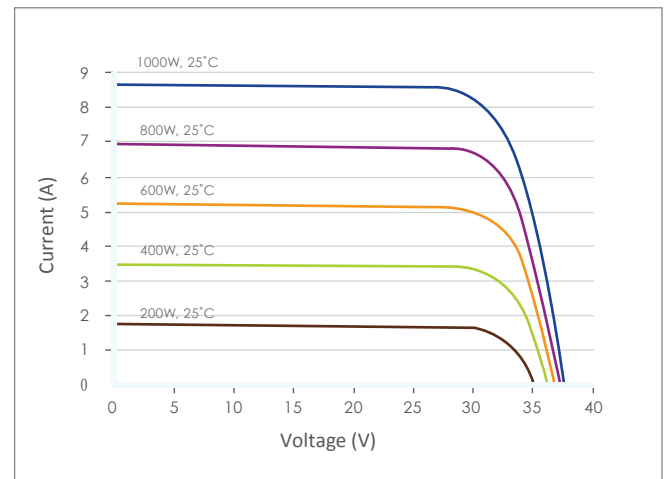
PHYSICAL CHARACTERISTICS



PHYSICAL DESIGN PROPERTIES

Weight	43.5 lb [19.3 kg]
Glass	3.2mm low iron tempered glass with anti-reflective coating
Hailstone Impact Resistance	1" @ 50 mph [25 mm @ 80 kph]
Junction Box	IP65/IP67 rated UL 600V/IEC 1000V Certified
Output Cables	4.0mm ² Universal PVWire, 1000mm[39.4in]
Connectors	MC4 Compatible

IV CURVE



ELECTRICAL PERFORMANCE

	IM60D3-250		IM60D3-255		IM60D3-260	
STC Peak Power (W)	250		255		260	
NOCT Peak Power (W)	185		189		192	
Efficiency (%)	15.3%		15.6%		15.9%	
Test Conditions	STC	NOCT	STC	NOCT	STC	NOCT
Max. Power Voltage V _{mpp} (V)	30.00	27.50	30.20	27.70	30.40	27.80
Max. Power Current I _{mpp} (A)	8.35	6.73	8.44	6.81	8.57	6.91
Open Circuit Voltage Voc(V)	37.00	34.50	37.20	34.70	37.40	34.80
Short Circuit Current I _{sc} (A)	8.81	7.15	8.90	7.22	9.02	7.32

ELECTRICAL PERFORMANCE PARAMETERS

Isc Temperature Coefficient	α (%/°C)	+0.07 ±0.02	Max. Series Fuse	15A
Voc Temperature Coefficient	β (%/°C)	-0.34 ±0.01	Max. System Voltage	IEC 1000V
Pmax Temperature Coefficient	γ (%/°C)	-0.46 ±0.02		UL 600V/ 1000V
Efficiency Reduction at 200W/m ² , 25°C		<5%	Nominal Operating Cell Temp. (NOCT)	45°C ± 2°C
Operating temperature		-40°C~+85°C	Limiting Reverse Current (I _r)	15A

IV parameters are rated at Standard Test Conditions (Irradiance of 1000 W/m², AM 1.5, cell temperature 25°C). All measurements are guaranteed at the laminate leads. NOCT is measured at 800 W/m², 20°C ambient, and 1 m/s windspeed. Specifications are subject to change without notice. Motech reserves the rights of final interpretation and revision on this datasheet.

DOC004897 Rev C Apr 2015