




Optimized by
Tigo
energy



product guarantee¹

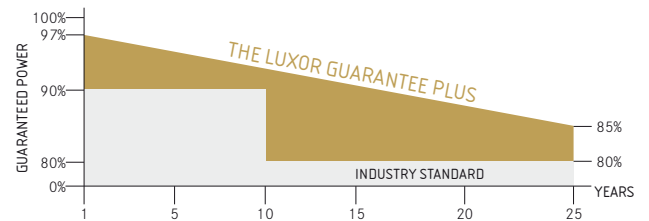


linear performance guarantee¹



ECO SMART LINE P60/230 – 250 W

Polycrystalline module family



Longlife tested



Power proofed



Safety provided



Selection of components



Cross-linking degree test



Performance surplus of 0 Wp to 6.49 Wp



I_{mp} sorting



Special packing to avoid micro cracks in the cells



German warrantor

The 60-cell module Eco Smart Line like every Luxor Solar module has high-quality solar cells with an efficiency up to 20.6% at the best possible low light behaviour to ensure the best energy output. Using intelligent electronics from Tigo Energy® that is integrated into the junction box, the Eco Smart Line modules have a better overall system yield, provide greater flexibility in system design, more safety and better

transparency in system monitoring. Mismatch losses that occur due to different roof inclinations or partial shading can be avoided thanks to the Maximum Power Point Tracking (MPPT). The smart electronics in the junction box ensures that each module delivers its maximum performance. Since the PV system has lesser BOS components, thanks to Eco Smart Line, the installation is quicker, easier and cheaper.

ECO SMART LINE P60/230 - 250W



Polycrystalline module family

Electrical data	LX-230P	LX-235P	LX-240P	LX-245P	LX-250P
Rated power P _{mp} [Wp]	230.00	235.00	240.00	245.00	250.00
P _{mp} range from	230.00	235.00	240.00	245.00	250.00
P _{mp} range to	236.49	241.49	246.49	251.49	256.49
Rated current I _{mp} [A]	7.71	7.82	7.93	8.04	8.13
Rated voltage V _{mp} [V]	29.86	30.08	30.29	30.50	30.73
Short-circuit current I _{sc} [A]	8.19	8.36	8.46	8.55	8.58
Open-circuit voltage U _{oc} [V]	32.50	32.50	32.50	32.50	32.50
Efficiency at STC	14.14%	14.45%	14.75%	15.06%	15.37%
Efficiency at 200 W/m ²	13.73%	14.03%	14.33%	14.63%	14.92%
NOCT [°C]	47 ± 2°C	47 ± 2°C	47 ± 2°C	47 ± 2°C	47 ± 2°C

Specification as per STC (Standard test conditions): irradiance 1000 W/m² | module temperature 25°C | AM = 1,5
 NOCT (nominal operating cell temperature): irradiance 800 W/m² | wind speed 1 m/sec | temperature 20°C | AM = 1,5

Limiting values	LX-230P / LX-235P / LX-240P / LX-245P / LX-250P
Max. system voltage [V]	1000 V
Max. return current [I]	15 A
Temperature range	-40 to 85°C
Snow-load zone ²	approval up to SLZ 3 (according to DIN 1055)
Max. pressure load (static)	5400 Pa

Temperature coefficient	LX-230P / LX-235P / LX-240P / LX-245P / LX-250P
Temperature coefficient [U _{oc}] [I _{sc}] [P _{mp}]	0.00% /°C 0.05% /°C -0.45% /°C

Specifications	LX-230P / LX-235P / LX-240P / LX-245P / LX-250P
Number of cells (matrix)	6 x 10, three strings connected in series
Cell size	156 mm x 156 mm
Module dimensions (L x W x H) ² Weight	1,640 mm x 992 mm x 40 mm 18.0 kg
Front-side glass	3.2 mm hardened solar glass with low iron content
Frame	stable, anodised aluminium frame in a hollow-section design
Socket	Tigo, MMJ-ES50
Diodes	4 Schottky diodes 30A/100V
Cable	4 mm ² solar cable, cable length 1.1 m
Plug-in connection	high-quality plug-in system, (IP65) MC4
Hail test (max. hailstorm)	Ø 45 mm impact velocity 23 m/s
General technical approval	classified according to DIN EN 13501-5 as B _{ROOF} (ti)

Packing	LX-230P / LX-235P / LX-240P / LX-245P / LX-250P
Packing unit	25 modules, 2 I _{mp} classes 28 PU/40' container
Dimensions (L x W x H) Weight	174 cm x 114 cm x 121 cm 490 kg gross

The specifications and average values can vary slightly. What is important is the corresponding data of the individual measurement. Specifications are subject to change without notice. Measurement tolerance: rated power +/- 3%, other values +/- 10%, all information in this data sheet corresponds to DIN 50380. A potential light-induced degradation of the power after commissioning is not considered here, other information can be found in the installation guidelines.

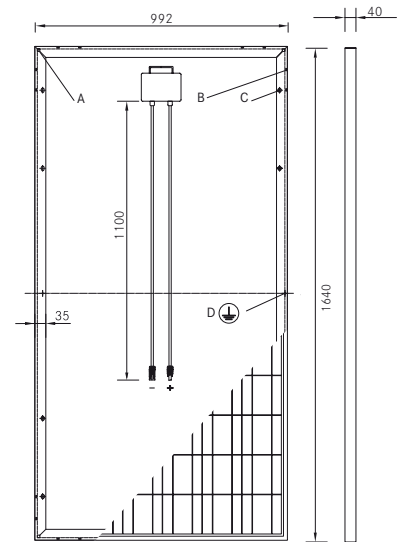
1 The specific warranty conditions are given under www.luxor-solar.com/download.htm

2 For standing installation

3 Tolerance L/W = +/- 3 mm, H = the dimensions given in the order confirmation will be decisive

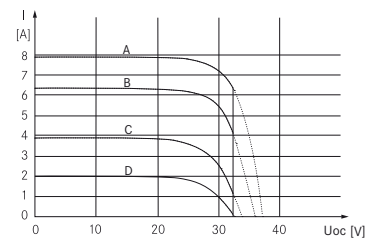
4 Location on request

Back view/ Front view/ Side view³

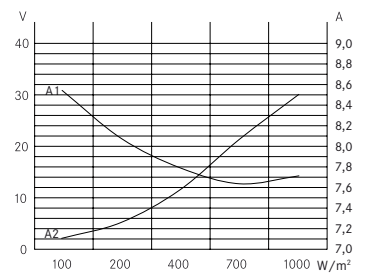


- A: 4 x drainage 10*10 mm
- B: 8 x ventilation aperture 3*7 mm
- C: 8 x mounting hole⁴ d = 7 mm
- D: 2 x earthing d = 2 mm

Characteristics



A: 1000 W/m² | B: 800 W/m² | C: 500 W/m² | D: 250 W/m²
 non smart — smart



A1: I_{mp} | A2: V_{mp}

Luxor, your specialised company

Guidelines: 2006/95/EG-2006/95/EC, 89/336/EWG-89/336/EEC, 93/68/EWG-93/68/EEC



The validity of the certificates/listings for a specific country has to be examined under:
www.luxor-solar.com/download.htm